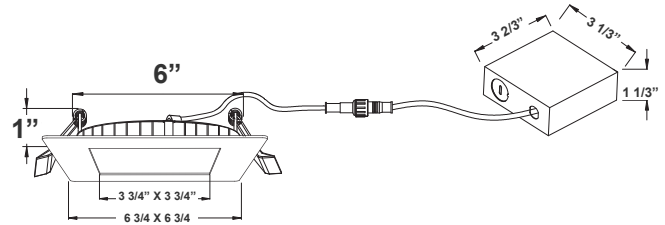


SSLRB6-MCT5
LED ULTRA SLIM RECESSED LIGHT

Customer Name: _____
 Project Name: _____
 Note: _____ | Type: _____



1"(H) x 6"(W)

LED Ultra Slim Recessed Lights which are Ideal for New as Well as Old Residential and Commercial Constructions.

Features

- Optics: White Translucent Acrylic
- Die-Cast Aluminum With Powder Coat Finish
- 5-Year Warranty
- Junction Box Included With Fixture

Technical Specifications

Electrical:

- Voltage: 120V
- Wattage: 15W
- Power Factor: >0.9
- Efficacy: 75 LPW

Mechanical:

- Die-Cast Aluminum With White Powder Coat Finish
- Junction Box Included With Fixture
- Junction Box Thickness: 1-3/8"
- Cut-Out Hole Diameter: 6"
- 24" DC Cord From Driver Box to Fixture
- Operating Temperature: -4°F to 104°F
- Recessed Mounting
- 5-Year Warranty
- Suitable for Damp Location

Lighting:

- Multi Color Temperature Switch is in the Box
- Dimming: TRIAC Dimmable
- Optics: White Translucent Acrylic
- Total Lumens: 1125LM
- Color Temperatures: 2700K, 3000K, 3500K, 4000K, 5000K
- Color Rendering Index: CRI ≥ 90
- Rated Life: 50,000 Hrs
- Beam Angle: 110°

Applications:

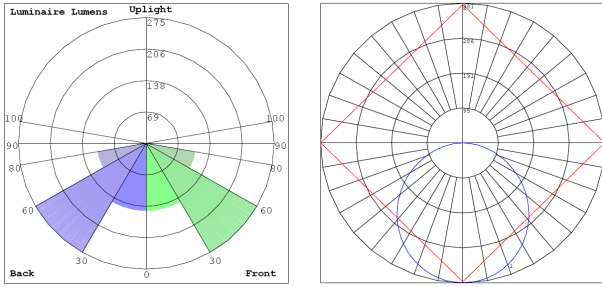
- LED Ultra Slim Recessed Lights Which are Ideal for New as Well as Old Residential and Commercial Constructions.

Other Models:

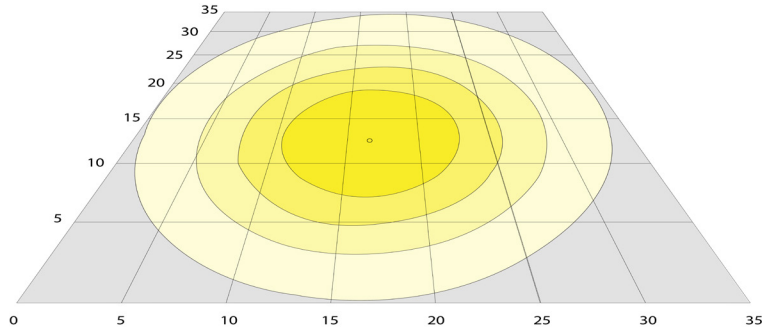
- 9W | 630LM | SSLRB4-MCT5



Photometrics: SSLRB6-MCT5



BUG Rating: B1-U1-G1




Area 35'x 35' Mounting Height: 9'

Other Views:



Side View



Front View



Back View

Performance Table: SSLRB6-MCT5

MODEL NO.	Wattage	Voltage	Lumens	Color Temp.	BUG Rating	LPW
SSLRB6-MCT5	15W	120V	1125LM	2700K 3000K 3500K 4000K 5000K	B1-U1-G1	75

Sample Ordering

Model Color Temp.

SSLRB6 - MCT5

Accessories:

Blank = No Option For Accessories

SSL6-RI = 6" Square Rough-in Plate, 26" Long

SSLRB6-TRM-BK = 6 INCH SQUARE TRIM FOR SSLRB4 BLACK


SSLRB6-TRM-BN = 6 INCH SQUARE TRIM FOR SSLRB4 BRUSHED NICKEL

SSLRB6-TRM-ORB = 6 INCH SQUARE TRIM FOR SSLRB4 OIL-RUBBED BRONZE


ACCESSORIES:



SSL6-RI
26" x 6"



SSLRB6-TRM-BK



SSLRB6-TRM-BN



SSLRB6-TRM-ORB

Example:

1. SSLRB6-MCT5

(FOR SSLRB6 15W MCT5 FIXTURE 120V)

2. SSLRB6-MCT5
SSL6-RI

(FOR SSLRB6 15W MCT5 FIXTURE 120V)
(6" Square Rough-in Plate, 26" Long)

