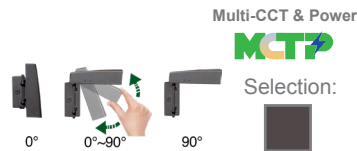


LWAX SERIES Outdoor Lighting

LWAX-MD-20-50W-MCTP

WESTGATE
THE FUTURE IS HERE...AND IT'S QUITE BRIGHT!

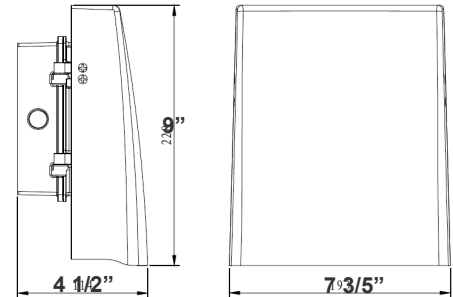


Customer Name: _____

Project Name: _____

Note: _____

Type: _____



7 3/5" (W) x 9" (H) x 4 1/2" (D)

Ideal for general site lighting, alleys, loading docks, doorway, pathway, and parking areas. Great for use with motion sensors or another instant on/off controls.

Features

- High Light Transmittance, Anti-UV and Fire Resistant PC Lens
- Four 1/2" Knockouts: 1 Top, 1 on Each Side, 1 Back
- Die-Cast Aluminum With Powder Coat Finish (Dark Bronze)
- 7-Year Warranty
- Multi CCT and Power (Switches are inside fixture)

Technical Specifications

Electrical:

- Voltage: 120-277VAC 60Hz
- Wattage: 20W/ 30W/ 40W/ 50W
- Power Factor: >0.95
- Efficacy: 125 LPW

Mechanical:

- Die-Cast Aluminum With Powder Coat Finish
- High Light Transmittance, Anti-UV and Fire Resistant Shatterproof PC Lens
- Light Head Can Be Adjusted From 0° to 90°
- Full Cutoff, Dark Sky Compliant
- Four 1/2" Knockouts: 1 Top, 1 on Each Side, 1 Back
- Operating Temperature: -4°F -104°F
- Wet Location
- 7-Year Warranty
- IP65

Lighting:

- Dimming: 0~10V Dimmable
- Multi CCT and Power (Switches are inside fixture)
- The Type II Distribution is Used For Wide Walkways, On Ramps and Entrance Roadways, As Well As Other Long, Narrow Lighting
- Total Lumens: 6150LM Max.
- Color Temperatures: 3000K/ 4000K/ 5000K/ 5700K
- Color Rendering Index: CRI ≥ 80
- Beam angle: 80° x 100°
- Rated life: 70,000 Hrs

Applications:

- General site Lighting
- Alleys
- Loading docks
- Doorways
- Pathways
- Parking areas

Other Models:

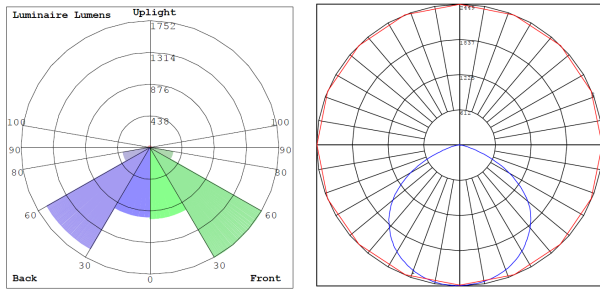
- 120W | 14900LM | LWAX-LG-50-120W-MCTP



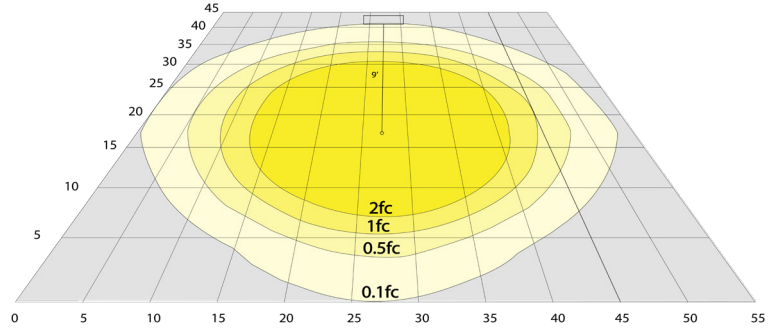
Phone: (877) 805-2252 | Fax: (877) 805-2252
www.westgatemfg.com |



Photometrics: LWAX-MD-20-50W-MCTP




BUD Rating: B2-U2-G1




Area 45'x 55' Mounting Height: 9'


Other Views:



Side View



Front View



Back View

Performance Table: LWAX-MD-20-50W-MCTP

MODEL NO.	Wattage	Voltage	Lumens	Color Temp.	BUG Rating	LPW
LWAX-MD-20-50W-MCTP	20W	120~277V	2950LM	3000K 4000K 5000K 5700K	B2-U2-G1	125
			3050LM			
			3150LM			
			3150LM			
	30W		3950LM			
			4050LM			
			4150LM			
			4150LM			
	40W		5000LM			
			5150LM			
			5300LM			
			5300LM			
	50W		5730LM			
			5850LM			
			6150LM			
			6150LM			



Sample Ordering

Model **Size** **Min. Max.Wattage** **Color Temp.**
 LWAX - MD - 20W - 50W - MCTP

Accessories:

LWA-SH2 = SHROUD

Factory-Installed Options:

Blank = No Option For Accessories

OPT-EM-FM1INT = INTERNAL EMERGENCY BACKUP BATTERY

OPT-SEN-3MRLV-5 = PROGRAMMABLE MICROWAVE BI-LEVEL

OPT-CLR-85 = COLOR PAINT

OPT-PC-B = BUTTON

OPT-TRS-T120 = TAMPER RESISTANT SCREW

WEC-8RC = OPTIONAL REMOTE

ACCESSORIES:



LWA-SH2

FACTORY-INSTALLED OPTIONS:



OPT-EM-FM1INT



OPT-SEN-3MRLV-5



WEC-8RC



OPT-PC-B

Example:

1. LWAX-MD-20-50W-MCTP

(FOR LWAX 50W MCTP FIXTURE 120-277V)

2. LWAX-MD-20-50W-MCTP
LWA-SH2

(FOR LWAX 50W MCTP FIXTURE 120-277V)
(SHROUD)

3. LWAX-MD-20-50W-MCTP
LWA-SH2
OPT-EM-FM1INT

(FOR LWAX 50W MCTP FIXTURE 120-277V)
(SHROUD)
(INTERNAL EMERGENCY BACKUP BATTERY)

