

LTPV SERIES Industrial Lighting

LTPV-2FT-18W-MCTP-D
MODULAR LINEAR VAPOR TIGHT, QUICK CONNECT

MCTP Multi Color Temperature & Multi Power/Wattage (Selectable)

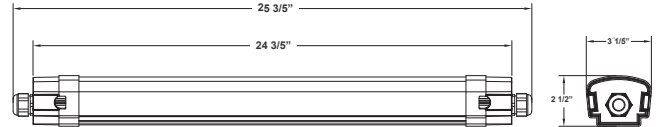


Customer Name: _____

Project Name: _____

Note: _____

Type: _____



25 3/5" (L) x 3 1/5" (W) x 2 1/2" (H)

LTPV is a modular designed, highly durable, robust, water-proof, and dust-proof light with a uniform light distribution designed for industrial applications. The flexible rust and corrosion-free mounting clamps for wall/ceiling provide very easy installation. This modern and efficient tri-proof light is ideal for factories, production areas, parking lots, corridors, hallways, warehouses and storage rooms, stairways, etc.

Features

- Modular design: Single installation, Cable connection & seamless connection optional
- Tool-free installation
- Plug & play sensors modules: Easy & flexible installation, can be installed wherever needed

Technical Specifications

Electrical:

- Voltage: 120-277V AC 50/60Hz
- Wattage: 10W/15W/18W
- Power Factor: >0.98
- Efficacy: 130 LPW

Mechanical:

- Grey Finish
- Housing: Polycarbonate
- Vandal-Proof Polycarbonate Lens
- Polycarbonate Construction Highly Impacts Resistant
- UV-stabilized Polycarbonate Diffuser Eliminates Glare
- Diffuser crystals enhance even light distribution
- Operating Temp: -22°F to 104°F
- IP Rating: IP66, Suitable for Wet Locations
- 5-Year Warranty

Lighting:

- MCTP: Multi Color Temperature & Multi Power/Wattage (Selectable)
- Dimmable: 0~10V Dimming
- LED SMD Type: 2835
- Total Lumens: Max. 2340LM
- Color Temperatures: 3000K/4000K/5000K
- Color Rendering Index: CRI ≥ 80

Applications:

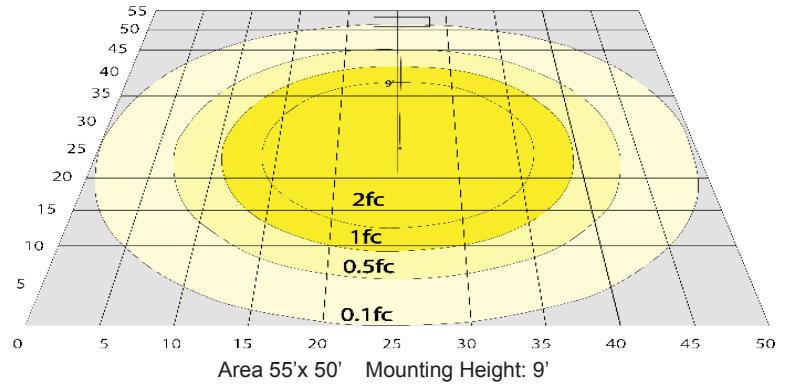
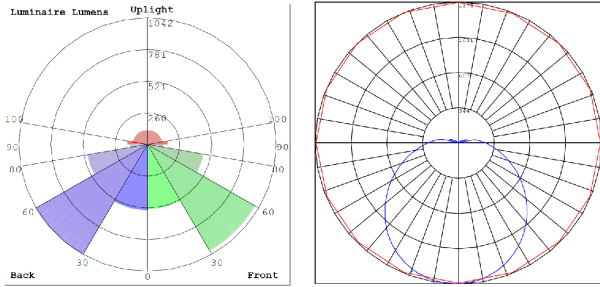
- Ideal for offices, retail stores, showrooms, and residential applications. Uniquely suited for areas where accessing the fixture is challenging
- Suitable for restaurants, bakeries, food facilities, gyms, pool areas, and any application where NSF certified fixtures or high-end architectural designer grade fixtures are required

Other Models:

- 36W | 4680LM | LTPV-4FT-36W-MCTP-D • 75W | 10500LM | LTPV-8FT-75W-MCTP-D



Photometrics: LTPV-2FT-18W-MCTP-D



Other Views:



Side View



Switch View



Top View

Performance Table: LTPV-2FT-18W-MCTP-D

MODEL NO.	Wattage	Voltage	Lumens	Color Temp.	BUG Rating	LPW
LTPV-2FT-18W-MCTP-D	10W	120~277V	1300LM	3000K	B2-U3-G2	130
	15W		1950LM	4000K		
	18W		2340LM	5000K		

Sample Ordering

Model	Size	Wattage	Color Temp.	Feature
LTPV	2FT	18W	MCTP	D

Accessory:

Blank = No Option For Accessories
 WEC-3RC = OPTIONAL REMOTE CONTROL
 LTPV-SLC = LLPV SEAMLESS COUPLING CHANNEL WITH CONNECTION CABLE
 LTPV-SLC-SR = LLPV SEAMLESS COUPLING CHANNEL SENSOR-READY
 LTPV-EC-SR = LLPV SENSOR READY ENDCAP

Factory-Installed Options:

Blank = No Option For Accessories
 OPT-HBC-125TL-WH = NEMA TWIST-LOCK PLUG 8FT, 15A, 125V, WHITE
 OPT-HBC-277TL-WH = NEMA TWIST-LOCK PLUG 8FT, 15A, 277V, WHITE
 OPT-HBC-125SB-WH = STRAIGHT BLADE PLUG 10FT, 15A,125V, 3-CONDUCTOR
 18AWG,WHITE OPT-SEN-2MDR-36=PROGRAMMABLE MICROWAVE BI-LEVEL SENSOR

ACCESSORIES:



SENSOR AND EMERGENCY BATTERY BACK UP OPTIONS:



OPT-SEN-2MDR-36



OPT-HBC-277TL-WH



OPT-HBC-125SB-WH



OPT-HBC-125TL-WH

