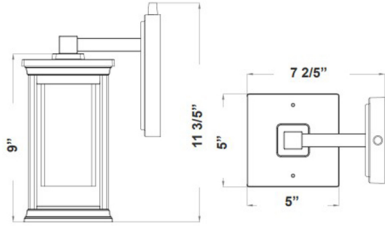
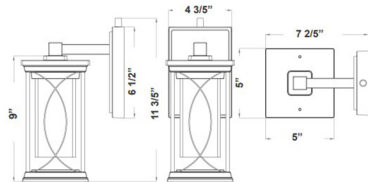


Residential Lanterns with Photocell



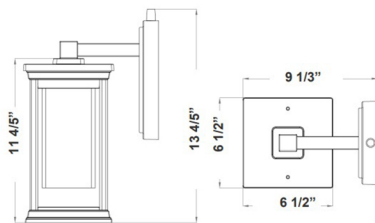
A.

7 2/5"(W) x 11 3/5"(H) x 7 2/5"(D)



B.

7 2/5"(W) x 11 3/5"(H) x 7 2/5"(D)



C.

9 1/3"(W) x 13 4/5"(H) x 9 1/3"(D)

Wattage

12W / 20W

Voltage Input

120V AC 60Hz

Efficacy

41-42 LPW

Dimming

0~10V Dimmable


Finish

Die-Cast Aluminum with Powder Coat Finish
Oil-Rubbed Bronze

Beam Angles



Color Temperatures



Features



Catalog No.	Fig.
LRS-M1-MCT-P-ORB	A.
LRS-M2-MCT-P-ORB	B.
LRS-N1-MCT-P-ORB	C.

Residential Lanterns Replacement Glass Lens



Default Frosted Lens
for LRS-M Series

Catalog No.
LRS-M-RL-FG



Bubble Glass Lens
for LRS-M Series

Catalog No.
LRS-M-RL-BG



Crackled Glass Lens
for LRS-M Series

Catalog No.
LRS-M-RL-CG



Default Frosted Lens
for LRS-N Series

Catalog No.
LRS-N-RL-FG



Bubble Glass Lens
for LRS-N Series

Catalog No.
LRS-N-RL-BG



Crackled Glass Lens
for LRS-N Series

Catalog No.
LRS-N-RL-CG