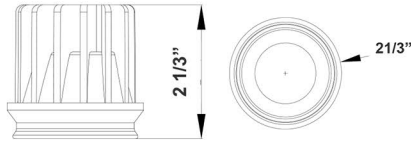



# 4" Architectural Winged Pin Hole Recessed Lights



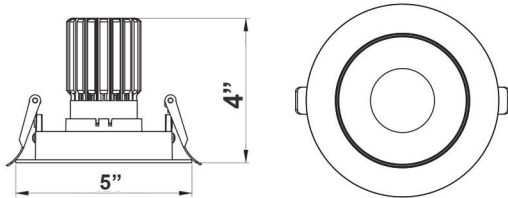
A. JUNCTION BOX INCLUDED



Box Dimensions: 5-1/4" x 1-5/8" x 1-1/8"  
Junction Area Dimensions: 2-1/16" x 1-5/8" x 1-1/8"



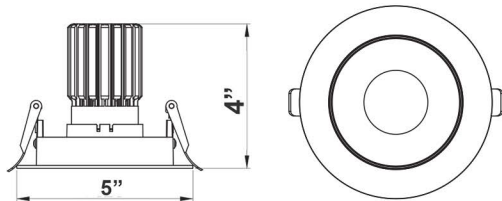
B.



6 1/3"(H) X 5"(D)



C.



6 1/3"(H) X 5"(D)

## Wattage

7W

## Voltage Input

120V AC

## Efficacy

Up to 70 LM/W


## Dimming

Dimmable Down to 10% Using Standard TRIAC LED Dimmer

## Finish

Die-Cast Aluminum with Powder Coat  
White / Black Finish

## Color Temperatures



## Beam Angles



## Features



Catalog No.	Fig.	Catalog No.	Fig.
LRD-EGN-10W-D	A.	LRD-7W-4WTRPH-BK	C.
LRD-7W-4WTRPH-WH	B.		