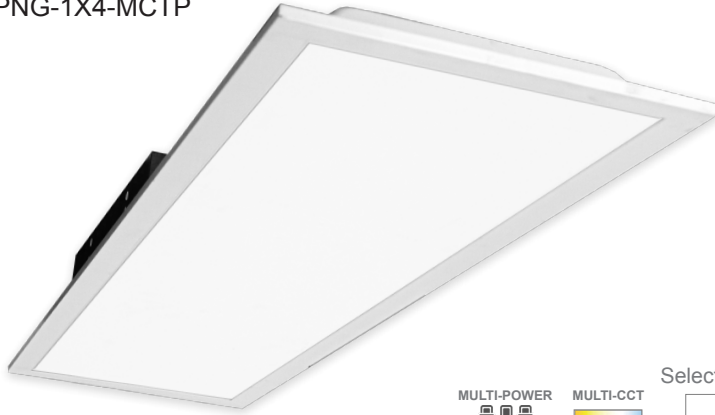


LPNG SERIES Commercial Lighting

LPNG-1X4-MCTP

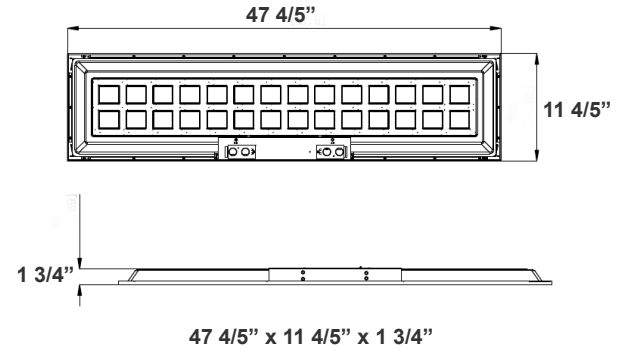


This indoor commercial lighting is ideal for hotels, offices, retail outlets, restaurants, parking garages, storage rooms, conference rooms, education facilities, and more.

Customer Name: _____

Project Name: _____

Note: _____ Type: _____



Features

- Soft and Wide Light-Emitting
- 50,000 Hours Rated Life
- No infrared rays, No Ultraviolet Radiation, No Thermal Effect
- Earthquake hooks and Suspension Hooks Pre-Installed
- No flickering, No humming, No RF interference
- Multi Color Temperature & Multi Power (Selectable Switch on Back of Fixture)

Technical Specifications

Electrical:

- Voltage: AC120V-277V 50/60Hz
- Power Factor: >0.90
- Wattage: 20W/ 30W/ 40W
- Efficacy: 130/ 127/ 120 LPW
- Fixture Operating Voltage: 36VDC
- Rated Input Current (mA): 337/ 253/ 168mA
- Total Harmonic Distortion: ≤ 20 %

Mechanical:

- White Finish
- Earthquake Hooks and Suspension Hooks pre-installed
- External driver mounted on top
- Operating Temperature: -68°F~104°F
- Surge Protector: 1KV
- Rated life: 50,000 hrs

Lighting:

- Dimmable: 0~10V Dimming
- Total Lumens: 2600LM/ 3800LM/ 4800LM
- Color Temperatures: 3500K/ 4000K/ 5000K
- Multi CCT & Multi Power (selectable switch on back of fixture)
- Color Rendering Index: CRI ≥ 80
- 5-Year Warranty
- Beam Angle: 110°

Applications:

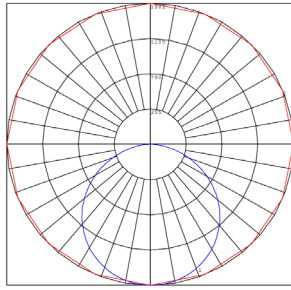
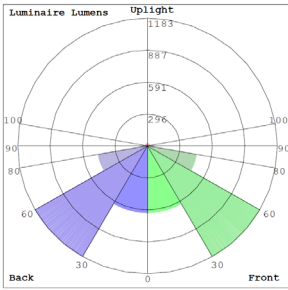
- Ideal for hotel, offices, retail outlets, restaurant, parking garages, storage room, conference room, education facilities and more

Other Models:

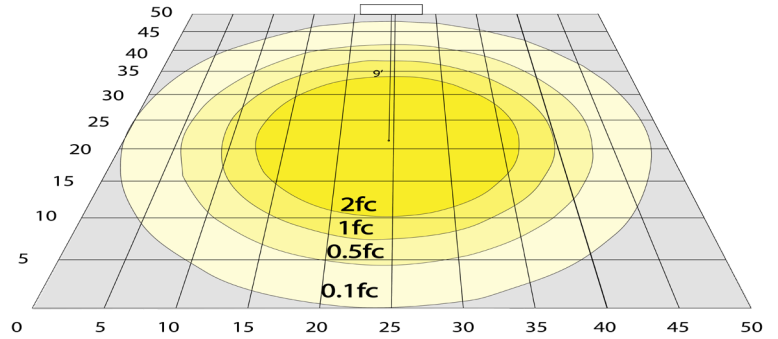
- 40W | 44000LM | LPNG-2X2-MCTP
- 50W | 5500LM | LPNG-2X4-MCTP



Photometrics: LPNG-1X4-MCTP



BUD Rating: B2-U2-G1




Simulation Based on 4000K Area 50' x 50' Mounting Height: 9'

Other Views:



Side View



Front View



Back View

Performance Table: LPNG-1X4-MCTP

MODEL NO.	Wattage	Voltage	Lumens	Color Temp.	BUG Rating	LPW
LPNG-1X4-MCTP	20W 30W 40W	120~277V	2200LM 3300LM 4400LM	3500K/ 4000K/ 5000K	B2-U2-G1	110

Sample Ordering

Model Size Watt/Color Temp.

LPNG - 1X4 - MCTP

Accessories:



Blank = No Option For Accessories

LPNG-RMK-1X4 = RECESSED MOUNTING FLANGE (FRAME-IN) KIT FOR INSTALLATION IN HARD SURFACES

LPNG-SRFC-1X4 = SURFACE MOUNTING KIT FOR LPNG-1X4

WEC-2DLH-22 = DAYLIGHT HARVESTING

WEC-2CPDR-3 = MOTION SENSOR

WEC-3RC=OPTIONAL REMOTE CONTROL

Factory-Installed Options:



Blank = No Option For Accessories

OPT-EM-LP= EXTERNAL EMERGENCY BACKUP BATTERY

OPT-FWH-63= 6FT 3-WIRE WHIP

OPT-FWH-65= 6FT 5-WIRE WHIP

OPT-FWH-66= 6FT 6-WIRE WHIP

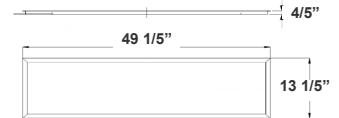
Example:

- LPNG-1X4-MCTP (FOR LPNG 1X4 MCTP FIXTURE 120-277V)
- LPNG-1X4-MCTP-D LPNG-SRFC-1X4 (FOR LPNG 1X4 MCTP FIXTURE 120-277V) (SURFACE MOUNTING KIT FOR LPNG-1x4)
- LPNG-1X4-MCTP-D LPNG-SRFC-1X4 OPT-EM-LP (FOR LPNG 1X4 MCTP FIXTURE 120-277V) (SURFACE MOUNTING KIT FOR LPNG-1x4) (EMERGENCY BACKUP BATTERY)

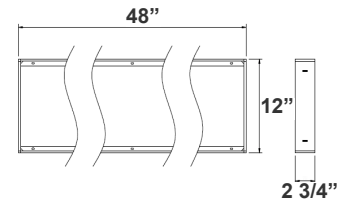
ACCESSORIES and MOUNTING KIT:



LPNG-RMK-1X4



LPNG-SRFC-1X4



WEC-2CPDR-3



WEC-3RC



WEC-2DLH-22

FACTORY-INSTALLED OPTIONS:



OPT-EM-LP



OPT-FWH-63
OPT-FWH-65
OPT-FWH-66

