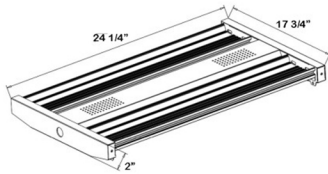


4th Generation of Linear Highbay Lights



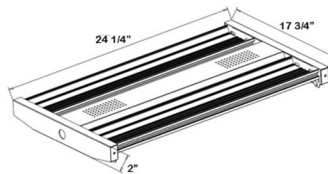
A.



24 1/4" (L) X 17 3/4" (W) X 2" (H)



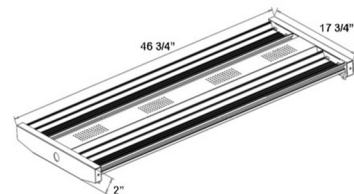
B.



24 1/4" (L) X 17 3/4" (W) X 2" (H)



C.



46 3/4" (L) X 17 3/4" (W) X 2" (H)

Wattage

80W / 110W / 150W / 200W
225W / 250W / 400W / 500W

Voltage Input

120-277V AC / 50~60 Hz
480V

Efficacy

125-155 LPW

Dimming

0~10V Dimmable

Finish

Steel Housing
Surge Protector


Color Temperatures

3000K 4000K 5000K

Features



Accessories



LLHB-WG
Wire Guard



OPT-LLHB4-SMK
Surface Mounting Option

Catalog No.	Fig.	Catalog No.	Fig.	Catalog No.	Fig.
LLHB4-80-150W-MCTP	A	LLHB4-300W-MP-40K-D	C	LLHB4-150W-MP-40K-D-480V	A
LLHB4-80-150W-MCTP-BK	B	LLHB4-300W-MP-50K-D	C	LLHB4-150W-MP-50K-D-480V	A
LLHB4-100W-MP-40K-D	A	LLHB4-410W-MP-50K-D	C	LLHB4-200W-MP-40K-D-480V	C
LLHB4-100W-MP-50K-D	A	LLHB4-500W-MP-50K-D	C	LLHB4-200W-MP-50K-D-480V	C
LLHB4-150W-MP-40K-D	A	LLHB4-80-150W-MCTP-480V	A	LLHB4-300W-MP-40K-D-480V	C
LLHB4-150W-MP-50K-D	A	LLHB4-80-150W-MCTP-BK-480V	A	LLHB4-300W-MP-50K-D-480V	C
LLHB4-200W-MP-40K-D	C	LLHB4-100W-MP-40K-D-480V	A	LLHB4-410W-MP-50K-D-480V	C
LLHB4-200W-MP-50K-D	C	LLHB4-100W-MP-50K-D-480V	A	LLHB4-500W-MP-50K-D-480V	C



Factory-Installed Options

Watts	EM Options	Description	Surface Opt.	Description	Paint	Sensor	Description
50W/100W/150W	OPT-EM-HB4EXT	EXTERNAL	OPT-LLHB4-SMK	SURFACE MOUNTING OPTION	N/A	OPT-SEN-LLHB4	MICROWAVE BI-LEVEL
200W/300W/410W/500W	OPT-EM-HB4INT	INTERNAL	Flex Whip	Description		Plug-in Cord	
	Surge Protector	Description	OPT-FWH-63	6FT 3-WIRE WHIP		OPT-HBC-125TL-WH	REMOTE CONTROL
	OPT-SP-10KV	120V	OPT-FWH-65	6FT 5-WIRE WHIP		OPT-HBC-277TL-WH	REMOTE CONTROL
	OPT-SP-10KV-480V	480V	OPT-FWH-66	6FT 6-WIRE WHIP		OPT-HBC-1255B-WH	REMOTE CONTROL