

# LLHB4 SERIES Industrial Lighting

LLHB4-410W-MP-50K-D-480V  
4TH GENERATION OF LINEAR HIGH BAYS

**MP** Multi Power/Wattage (Selectable)

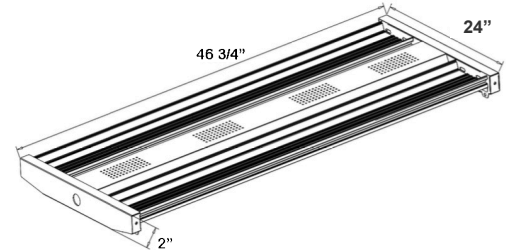


Customer Name: \_\_\_\_\_

Project Name: \_\_\_\_\_

Note: \_\_\_\_\_

Type: \_\_\_\_\_



46-3/4" x 24" x 2"

Ideal for replacement of conventional lighting systems such as HID and fluorescent. Applications include manufacturing warehousing and other large indoor spaces with mounting heights from 10ft. to 40ft. the fixture can be surface mounted also.

## Features

- High Quality LED Chips to provide high efficiency, heat dissipation
- Stability, and lumen maintenance.
- Polycarbonate lens, high flame retardant point
- 50,000 Hours Rated Life
- 5-Year Warranty

## Technical Specifications

### Electrical:

- Voltage: 480V AC/50~60 Hz
- Wattage: 200W/300W/410W
- Power Factor: >0.95
- Efficacy: 136 LPW

### Mechanical:

- Surge Protector
- Steel Housing
- Steel Thickness: 24 Gauge
- V-Hooks
- Unprecedented Quality.
- Aluminum LED Board
- Operating Temperature: -4°F ~ 131°F
- Suitable for Damp Locations

### Lighting:

- Dimming: 0~10V Dimmable
- Lens: Polycarbonate Lens
- Total lumens: 55760LM (Per Industry Standards, Lumens are Reported Without Frosted Lens)
- Color Temperatures: 5000K
- Color Rendering Index: >80
- Wide Beam Angle
- LED SMD Type: Edison 2835

### Applications:

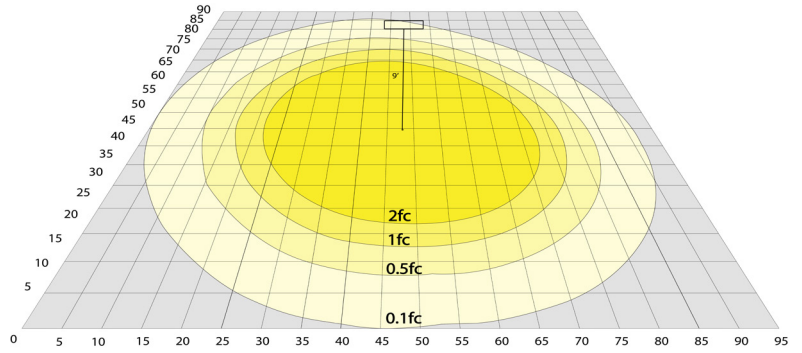
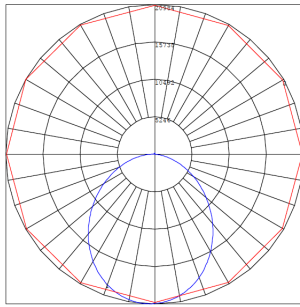
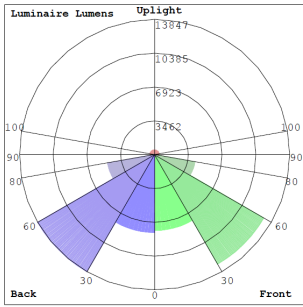
- Warehouse
- Manufacturing Plants Distribution Centers
- Industrial Commercial
- Grocery Stores Gymnasiums
- Cold Storage

### Other Models:

- 100W | 13600LM | LLHB4-100W-MP-40K-D
- 100W | 13600LM | LLHB4-100W-MP-50K-D
- 150W | 20400LM | LLHB4-150W-MP-40K-D
- 150W | 20400LM | LLHB4-150W-MP-50K-D
- 200W | 27200LM | LLHB4-200W-MP-40K-D
- 200W | 27200LM | LLHB4-200W-MP-40K-D
- 300W | 40800LM | LLHB4-300W-MP-40K-D
- 300W | 40800LM | LLHB4-300W-MP-50K-D
- 500W | 67500LM | LLHB4-500W-MP-50K-D



## Photometrics: LLHB4-410W-MP-50K-D-480V



BUG Rating: B5-U3-G4

Area 90'x 95' Mounting Height: 9'

## Other Views:



Front View



Side View



Back View

## Performance Table: LLHB4-410W-MP-50K-D-480V

MODEL NO.	Wattage	Voltage	Lumens	Color Temp.	BUG Rating	LPW
LLHB4-410W-MP-50K-D-480V	200W	480V	27200LM	5000K	B5-U3-G4	136
	300W		40800LM			
	410W		55760LM			

## Sample Ordering

Model	Wattage	Color Temp.	Dimming	Volt	
LLHB4	410W	MP	50K	D	480V

## Accessory Options

SCL-GSY10 = HEAVY-DUTY ADJUSTABLE 10FT. 1/16" SUSPENSION KIT WITH Y-CONNECTOR & LOOP GRIPPER & HOOKS  
 SCL-GSY20 = HEAVY-DUTY ADJUSTABLE 20FT. 1/16" SUSPENSION KIT WITH Y-CONNECTOR & LOOP GRIPPER & HOOKS  
 LLHB4-RODKIT = OPTIONAL ROD KIT, 3-1/4" DIA. X 40" H  
 WEC-2MD-35 = SENSOR COMPONENT

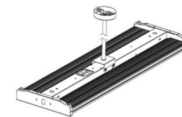
## Factory-Installed Options

Blank = No Option  
 OPT-SEN-LLHB4 = MICROWAVE Bi-Level SENSOR  
 OPT-EM-HB4INT = INTERNAL EMERGENCY BATTERY BACKUP  
 OPT-LLHB4-SMK = SURFACE MOUNTING OPTION  
 OPT-FWH-63 = 6FT 3-WIRE WHIP  
 OPT-FWH-65 = 6FT 5-WIRE WHIP  
 OPT-FWH-66 = 6FT 6-WIRE WHIP  
 OPT-HBC-125TL-WH = 8FT, 15A, 125V, WHITE  
 OPT-HBC-277TL-WH = 8FT, 15A, 277V, WHITE  
 OPT-HBC-125SB-WH = 10FT, 15A, 125V, 18/3STR, WHT

## ACCESSORIES:



SCL-GSY10  
SCL-GSY20



LLHB4-RODKIT  
(Fixture Shown with LLHB4-RODKIT)



LLHB4-SMK  
(Fixture Shown with LLHB4-SMK)



WEC-2MD-35  
(Fixture Shown with WEC-2MD-35)

## FACTORY-INSTALLED OPTION:



OPT-EM-HB4INT



OPT-SEN-LLHB4

