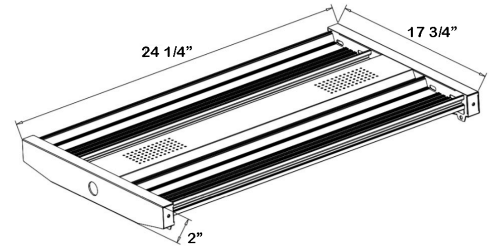


# LLHB4 SERIES Industrial Lighting

LLHB4-150W-40K-D-480V  
LLHB4-150W-50K-D-480V  
4TH GENERATION OF LINEAR HIGH BAYS

Customer Name: \_\_\_\_\_  
Project Name: \_\_\_\_\_  
Note: \_\_\_\_\_ | Type: \_\_\_\_\_



24 1/4" (L) X 17 3/4" (W) X 2" (H)

Ideal for replacement of conventional lighting systems such as HID and fluorescent. Applications include manufacturing warehousing and other large indoor spaces with mounting heights from 10ft. to 40ft. the fixture can be surface mounted also.

## Features

- High Quality LED Chips To Provide High Efficiency, Heat Dissipation
- Stability, And Lumen Maintenance.
- Polycarbonate Lens, High Flame Retardant Point
- 50,000 Hours Rated Life
- 5-Year Warranty

## Technical Specifications

### Electrical:

- Voltage: 480V
- Wattage: 150W
- Power Factor: >0.95
- Efficacy: 155 LPW

### Mechanical:

- Surge Protector
- Steel Housing
- Steel Thickness: 24 Gauge
- V-Hooks
- Unprecedented Quality.
- Aluminum LED Board
- Operating Temperature: -4°F ~ 131°F
- Suitable for Damp Locations

### Lighting:

- Dimming: 0~10V Dimmable
- Lens: Polycarbonate Lens
- Total lumens: 23250LM (Per Industry Standards, Lumens are Reported Without Frosted Lens)
- Color Temperatures: 4000K and 5000K
- Color Rendering Index: >80
- Wide Beam Angle

### Applications:

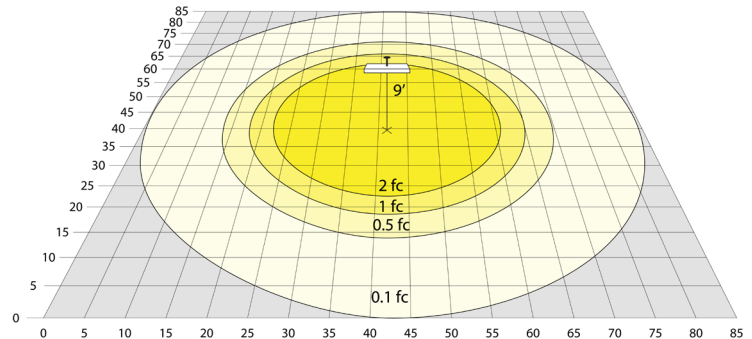
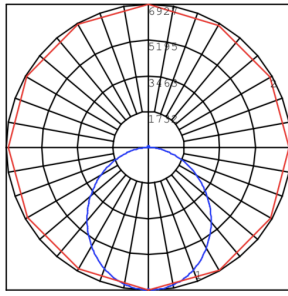
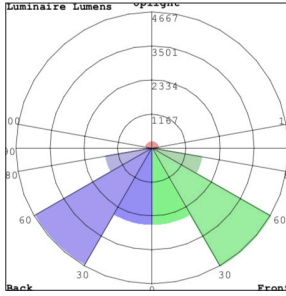
- Warehouse
- Manufacturing Plants Distribution Centers
- Industrial Commercial
- Grocery Stores Gymnasiums

### Other Models:

- 50W | 7750LM | LLHB4-50W-40K-D-480V
- 50W | 7550LM | LLHB4-50W-50K-D-480V
- 100W | 15500LM | LLHB4-100W-40K-D-480V
- 100W | 15500LM | LLHB4-100W-50K-D-480V
- 200W | 31000LM | LLHB4-200W-40K-D-480V
- 200W | 31000LM | LLHB4-200W-40K-D-480V
- 300W | 46500LM | LLHB4-300W-40K-D-480V
- 300W | 46500LM | LLHB4-300W-50K-D-480V
- 410W | 53300LM | LLHB4-410W-50K-D-480V
- 500W | 62500LM | LLHB4-500W-50K-D-480V



## Photometrics: LLHB4-150W-D-480V



BUG Rating: B4-U3-G2

Area 85'x 85' Mounting Height: 9'

## Other Views:



Front View



Side View



Back View

## Performance Table: LLHB4-150W-D-480V

MODEL NO.	Wattage	Voltage	Lumens	Color Temp.	BUG Rating	LPW
LLHB4-150W-40K-D-480V	150W	480V	23250LM	4000K	B4-U3-G2	155
LLHB4-150W-50K-D-480V	150W	480V	23250LM	5000K	B4-U3-G2	155

## Sample Ordering

Model	Wattage	Color Temp.	Dimming	Voltage
LLHB4	150W		D	480V

40K = 4000K  
50K = 5000K

## Accessory Options

- SCL-GSY10 = HEAVY-DUTY ADJUSTABLE 10FT. 1/16" SUSPENSION KIT WITH Y-CONNECTOR & LOOP GRIPPER & HOOKS
- SCL-GSY20 = HEAVY-DUTY ADJUSTABLE 20FT. 1/16" SUSPENSION KIT WITH Y-CONNECTOR & LOOP GRIPPER & HOOKS
- LLHB4-RODKIT = OPTIONAL ROD KIT, 3-1/4" DIA. X 40" H
- WEC-2MD-35 = SENSOR COMPONENT
- LLHB4-150W-WG = WIRE GUARD FOR 150W
- LLHB4-SMK = SURFACE MOUNTING OPTION

## Factory-Installed Options

- Blank = No Option
- OPT-SEN-LLHB4 = MICROWAVE Bi-Level SENSOR
- OPT-EM-HB4EXT = EXTERNAL EMERGENCY BATTERY BACKUP
- OPT-FWH-63 = 6FT 3-WIRE WHIP
- OPT-FWH-65 = 6FT 5-WIRE WHIP
- OPT-FWH-66 = 6FT 6-WIRE WHIP
- OPT-HBC-125TL-WH = 8FT, 15A, 125V, WHITE
- OPT-HBC-277TL-WH = 8FT, 15A, 277V, WHITE
- OPT-HBC-125SB-WH = 10FT, 15A, 125V, 18/3STR, WHT

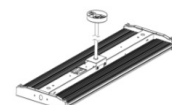
## ACCESSORIES:



SCL-GSY10  
SCL-GSY20



LLHB4-150W-WG  
(Fixture Shown with  
LLHB4-150W-WG)



LLHB4-RODKIT  
(Fixture Shown with  
LLHB4-RODKIT)



WEC-2MD-35  
(Fixture Shown with  
WEC-2MD-35)



LLHB4-SMK  
(Fixture Shown with  
LLHB4-SMK)

## FACTORY-INSTALLED OPTION:



OPT-EM-HB4EXT



OPT-SEN-LLHB4

