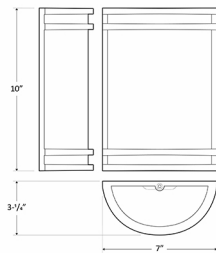
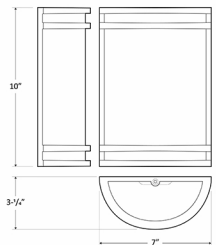


# 10" Outdoor/Indoor LED Decorative Wall Sconce



7" x 10" x 3 1/4"



7" x 10" x 3 1/4"

### Wattage

12W

### Voltage Input

120V AC 50/60Hz

### Dimmable

TRIAC Dimming (Using Standard TRIAC LED Dimmers)

### Finish


Steel base with Die-cast Rings

### Beam Angles



120°

### Color Temperatures



### Features



Catalog No.	Fig.
LDS-MCT-D	A.
LDS-MCT5-DT-ORB	B.
LDS-MCT5-DT-SIL	C.
LDS-MCT5-DT-BK	D.

### Factory-Installed Options

Watts	EM Options	Photocell	Description	Paint	Sensor	Description
LDS	OPT-EM-LDS	OPT-PC-B1	BUTTON	N/A	OPT-SEN-LDS-BR	PROGRAMMABLE MICROWAVE (BI-LEVEL)
		Photocell	Description		OPT-SEN-LDS-GY	PROGRAMMABLE MICROWAVE (BI-LEVEL)
		OPT-277V-LDS	EXTERNAL BOX		WEC-8RC	OPTIONAL REMOTE CONTROL