

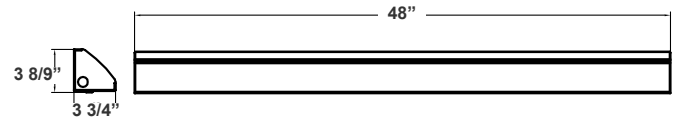
LCL SERIES Commercial Lighting

LCL-4FT-40W-MCTP
LINEAR CORNER CORRIDOR FIXTURE

WESTGATE
THE FUTURE IS HERE...AND IT'S QUITE BRIGHT!



Customer Name: _____
Project Name: _____
Note: _____ | Type: _____



48"(w) x 3 8/9"(H) x 3 3/4"(D)

LED Strip Light is a cost-effective, energy-efficient lighting fixture for surface mount applications such as corridors, stairwells, public rooms, schools, hospitals utility areas, etc. Engineered with stable performance LED engines and the world's top brand LED driver. Same footprint as traditional 2-lamp strip lights

Features

- LED corner/corridor strip lights
- 5-Year Warranty
- 50,000 Hours Rated Life
- Lens: Frosted Diffuse Polycarbonate Lens
- MCTP: Multi Color Temperature and Power (Selectable Switch Inside Fixture)

Technical Specifications

Electrical:

- Voltage: 120-277VAC 50/60Hz
- Wattage: 20W/30W/40W
- Power Factor: >0.98
- Efficacy: 115 LPW

Mechanical:

- White Finish
- Housing: Heavy Die-Formed Steel, White Powder Coated
- Lens Snaps into the tabs of the Housing Fixture
- Mounting: Surface Mount, Wall Mount
- Operating Temperature: -22°F -104°F
- Suitable for Damp Location

Lighting:

- Dimmable: 0~10V Dimming
- Total Lumens: 2300LM/ 3450LM/ 4600LM
- Color Temperatures: 3500K/ 4000K/ 5000K
- Multi-CCT (selectable switch inside fixture)
- Color Rendering Index: CRI ≥ 80

Applications:

- Ideal for architectural lighting solutions, a variety of industrial, commercial and residential applications

Other Models:

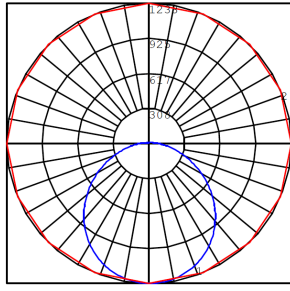
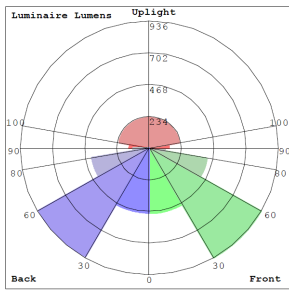
- 20W | 2270LM | LCL-3FT-30W-MCTP



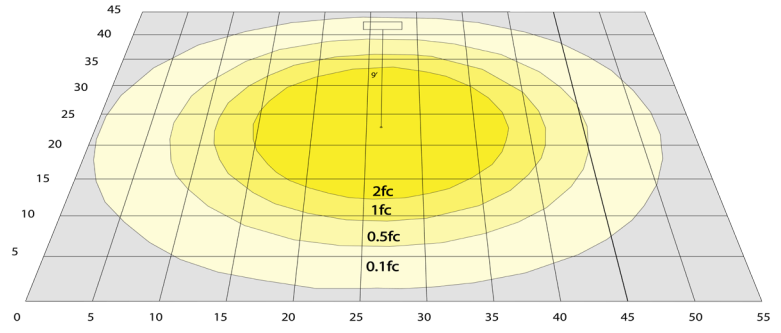
Phone: (877) 805-2252 | Fax: (877) 805-2252
www.westgatemfg.com



Photometrics: LCL-4FT-MCTP



BUD Rating: B1-U3-G2



Area 45'x 55' Mounting Height: 9'

Other Views:



Side View



Front View



Back View

Performance Table: LCL-4FT-MCTP

MODEL NO.	Wattage	Voltage	Lumens	Color Temp.	BUG Rating	LPW
LCL-4FT-40W-MCTP	20W	120~277V	2300LM	3500K	B1-U3-G2	115
	30W		3450LM	4000K		
	40W		4600LM	5000K		

Sample Ordering

Model Size Wattage Color Temp.

LCL - 4FT - 40W - MCTP

Factory-Installed Options:

Blank = No Option For Accessories
 OPT-EM-CM1INT= INTERNAL EMERGENCY BACKUP BATTERY
 OPT-SEN-2US= ULTRASONIC BI-LEVEL DIMMING
 OPT-SEN-2USRC = OPTIONAL RC
 OPT-SEN-LLHB-OC1 = LLHB-OC1 EXTERNAL STANDARD PIR OPT-SENSOR
 OPT-HBC-125TL-WH = NEMA TWIST-LOCK PLUG 8FT, 15A, 125V, WHITE
 OPT-HBC-277TL-WH = NEMA TWIST-LOCK PLUG 8FT, 15A, 277V, WHITE
 OPT-HBC-125SB-WH = STRAIGHT BLADE PLUG 10FT, 15A, 125V, 3-CONDUCTOR 18AWG, WHITE
 OPT-SEN-DAYLIGHT = DAYLIGHT HARVESTING SENSOR WORKS WITH ABOVE OPT-SEN-2US

FACTORY-INSTALLED OPTIONS:



OPT-HBC-125SB-WH



OPT-HBC-125TL-WH



OPT-HBC-277TL-WH



OPT-EM-CM1INT



OPT-SEN-2US



OPT-SEN-LLHB-OC1



OPT-SEN-2USRC



OPT-SEN-DAYLIGHT

Example:

- LCL-4FT-40W-MCTP (FOR LCL 40W MCTP FIXTURE 120-277V)
- LCL-4FT-40W-MCTP OPT-SEN-2US (FOR LCL 40W MCTP FIXTURE 120-277V)
(ULTRASONIC BI-LEVEL DIMMING REMOTE NOT NEEDED)

