

# LCFB SERIES RESIDENTIAL LIGHTING

## LCFB-1L-MCT5

INTEGRATED LED CYLINDER GLASS PENDANT

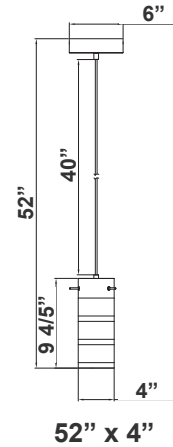


Customer Name: \_\_\_\_\_

Project Name: \_\_\_\_\_

Note: \_\_\_\_\_

Type: \_\_\_\_\_



Integrated LED glass pendant is a contemporary and stylish design that can be used by itself as an accent piece, or grouped together to light a kitchen island, bar, or pool table.

## Features

- Multi CCT (Selectable Switch on the LED Board under the lens )
- Brushed Nickel Finish
- 5-Year Warranty
- Glass lens

## Technical Specifications

### Electrical:

- Voltage: 120V AC 50/60Hz
- Wattage: 12W
- Power Factor: >0.90
- Efficacy: 68 LPW

### Mechanical:

- Brush Nickel Finish
- Glass Material: 5/64" (2mm) thickness, Ultra Clear Glass
- Power Cord is 40" Long
- Maximum Ambient Temperature: -22°F to 104°F
- IP20 indoor only

### Lighting:

- Dimming: TRIAC Dimming (Dimmable Down to 5% Compatible with Traic and ELV Dimmers)
- Total Lumens: 810LM
- Color Temperatures: 2700K/3000K/3500K/4000K/5000K
- Multi CCT (Selectable Switch on back of the fixture )
- Color Rendering Index: CRI ≥ 90
- Beam Angle: 120°
- Rated life: 50,000 Hrs

### Applications:

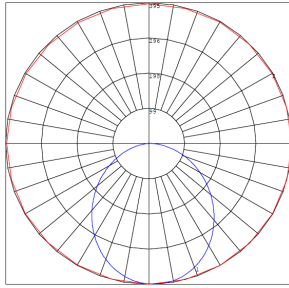
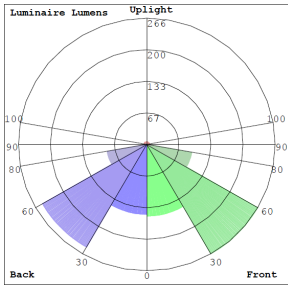
- Integrated LED glass pendant is a contemporary and stylish design that can be used by itself as an accent piece, or grouped together to light a kitchen island, bar, or pool table.

## Other Models:

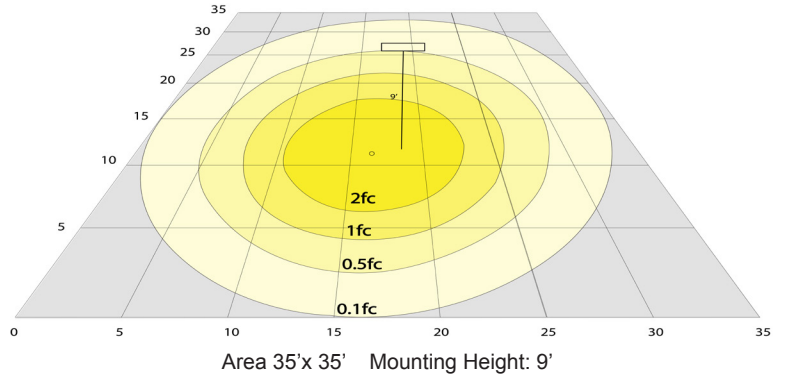
- 36W | 2430LM | LCFB-3LR-MCT5
- 36W | 2430LM | LCFB-3LS-MCT5



## Photometrics: LCFB-1L-MCT5



BUG Rating: B1-U1-G0



## Other Views:



Side View



Front View



Top View

## Performance Table: LCFB-1L-MCT5

MODEL NO.	Wattage	Voltage	Lumens	Color Temp.	BUG Rating	LPW
LCFB-1L-MCT5	12W	120V	810LM	2700K/ 3000K/ 3500K/ 4000K/ 5000K	B1-U1-G0	68

## Sample Ordering

**Model**      **Light**      **Color Temp.**

LCFB - 1L - MCT5

## Example:

1. LCFB-1L-MCT5

(FOR LCFB 12W MCT5 FIXTURE 120V)


## Other Model: LCFB-3LR-MCT5



Side View



Front View



Top View

