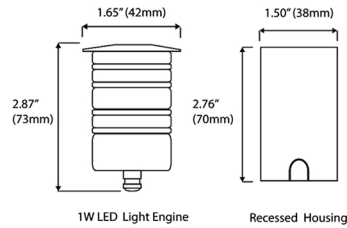
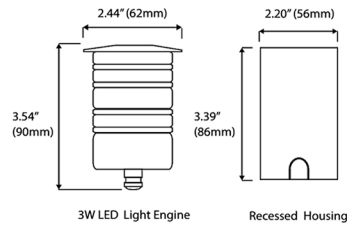


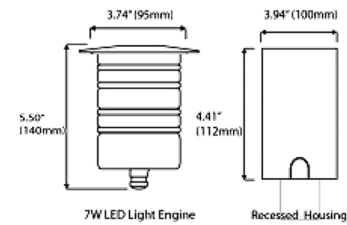
# Integrated LED In Ground Lights



2.87"(H) x 1.65"(D)



3.54"(H) x 2.44"(D)



5.50"(H) x 3.74"(D)

## Wattage

1W / 3W / 7W / 10W

## Voltage Input

12V AC/DC

## Efficacy

62-100 LM/W

## Finish

Aluminum Housing  
Stainless Steel Cover, PVC Sleeve

## Color Temperatures

3000K      RGBW

## Beam Angles

45°

## Features



## Accessories



**IGL-1W-TWLN**  
1W in ground light lock nut for thin walls.



**RGBW-CONTROLLER**  
RGBW Controller (Remote incl.) 192W Max. 12-24 VDC



**RGBW-WIFI-CONTROLLER**  
RGBW Lighting Controller (Remote incl.) with integrated Wi-Fi and app.

Catalog No.	Fig.	Catalog No.	Fig.	Catalog No.	Fig.	Catalog No.	Fig.
IGL-1W-30K	A.	IGL-3W-30K	B.	IGL-3W-RGBW	B.	IGL-7W-40K	C.
IGL-1W-40K	A.	IGL-3W-40K	B.	IGL-7W-30K	C.	IGL-10W-RGBW	C.