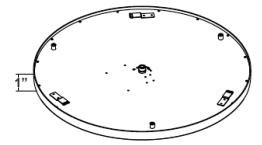
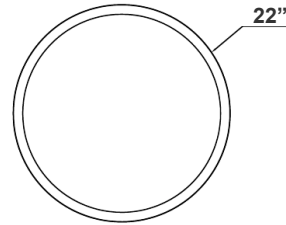


FML-R22-MCT

Customer Name: _____

Project Name: _____

Note: _____ | Type: _____



22" x 1"

Flush Mount lighting can use in most rooms of the house, especially those where you want ambient, general light. It's especially useful for hallways, kitchens, family rooms, bathrooms, closets, and bedrooms. Also Ideal for closets, storage areas, attics, corridors, or general lighting solutions for residential and commercial applications.

Features

- Unique DOB (Driver On Board) LED Board Enclosed in Clear PC Cover for Better Wet Location Performance
- Multi CCT (Selectable Switch on LED Board Under the Lens)
- Die-cast Aluminum. Powder-Coated
- 5-Year Warranty
- 1" Deep

Technical Specifications

Electrical:

- Voltage: 120V AC
- Power Factor: >0.90
- Wattage: 45W
- Efficacy: 60 LPW

Mechanical:

- White Finish
- Die-cast Aluminum. Powder-Coated
- Maximum Ambient Temperature: 104°F

Lighting:

- Lens: White translucent acrylic lens
- LED: Edge Lit LED Technology
- Dimming: TRIAC Dimming (Using Standard TRIAC LED Dimmers)
- Total Lumens: 2700LM
- Color Temperatures: 3000K/ 4000K/ 5000K
- Multi CCT (Selectable Switch on LED Board Under the Lens)
- Color Rendering Index: CRI ≥ 90
- Rated life: 50,000 hrs

Applications:

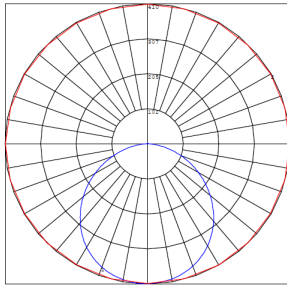
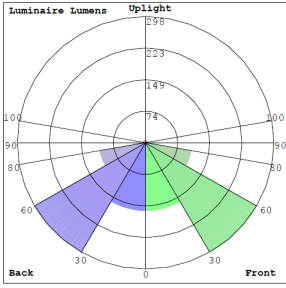
- Flush Mount lighting can use in most rooms of the house, especially those where you want ambient, general light. It's especially useful for hallways, kitchens, family rooms, bathrooms, closets, and bedrooms. Also Ideal for closets, storage areas, attics, corridors, or general lighting solutions for residential and commercial applications

Other Models:

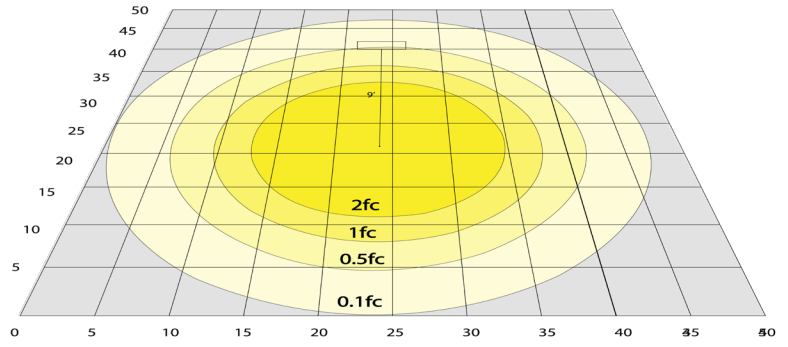
• 11W | 660LM | FML-R6-MCT • 14W | 840LM | FML-R8-MCT • 17W | 1020LM | FML-R10-MCT • 26W | 1560LM | FML-R14-MCT • 30W | 2100LM | FML-R18-MCT



Photometrics: FML-R22-MCT



BUG Rating: B1-U2-G1




Simulation Based on 4000K Area 50' x 50' Mounting Height: 9'

Other Views:



Side View



Front View



Back View

Performance Table: FML-R22-MCT

MODEL NO.	Wattage	Voltage	Lumens	Color Temp.	BUG Rating	LPW
FML-R22-MCT	45W	120V	2700LM	3000K/ 4000K/ 5000K	B1-U2-G1	60

Sample Ordering

Model Size Color Temp.

FML - R22 - MCT

Accessory:

Blank = No Option For Accessories

FML-ULK-MCT = UPLIGHT MODULE FOR 18in AND LARGER FML SERIES, 15W, 30K/40K/50K 14" DIAMETER, 900 LUMENS

FML-RK-712 = 7in/12in ROD KIT FOR FML SEMI-FLUSH INSTALLATIONS BOTH LENGTHS PROVIDED IN THE KIT TO CHOOSE

FML-SK6 = 6FT ADJUSTABLE SUSPENSION KIT FOR 18IN AND LARGER FML SERIES

Example:

1. FML-R22-MCT (FOR FML R22 MCT FIXTURE 120V)
2. FML-R22-MCT (FOR FML R18 MCT FIXTURE 120V)
FML-SK6 (6FT ADJUSTABLE SUSPENSION KIT FOR 18IN AND LARGER FML SERIES)

ACCESSORIES:



FML-ULK-MCT
UPLIGHT MODULE FOR 18in AND LARGER FML SERIES
14" DIAMETER, 900 LUMENS
30K/40K/50K SELECTABLE



FML-SK6
6' ADJUSTABLE SUSPENSION CABLE WITH CANOPY AND POWER CORD



FML-RK-712
7in/12in ROD KIT FOR FML SEMI-FLUSH INSTALLATIONS BOTH LENGTHS PROVIDED IN THE KIT TO CHOOSE

