

cecotec

Grand Sommelier 800 / 1200 / 1600

Vinotecas



Manual de instrucciones
Instruction manual
Manuel d'instructions
Bedienungsanleitung
Manuale di istruzioni
Manual de instruções

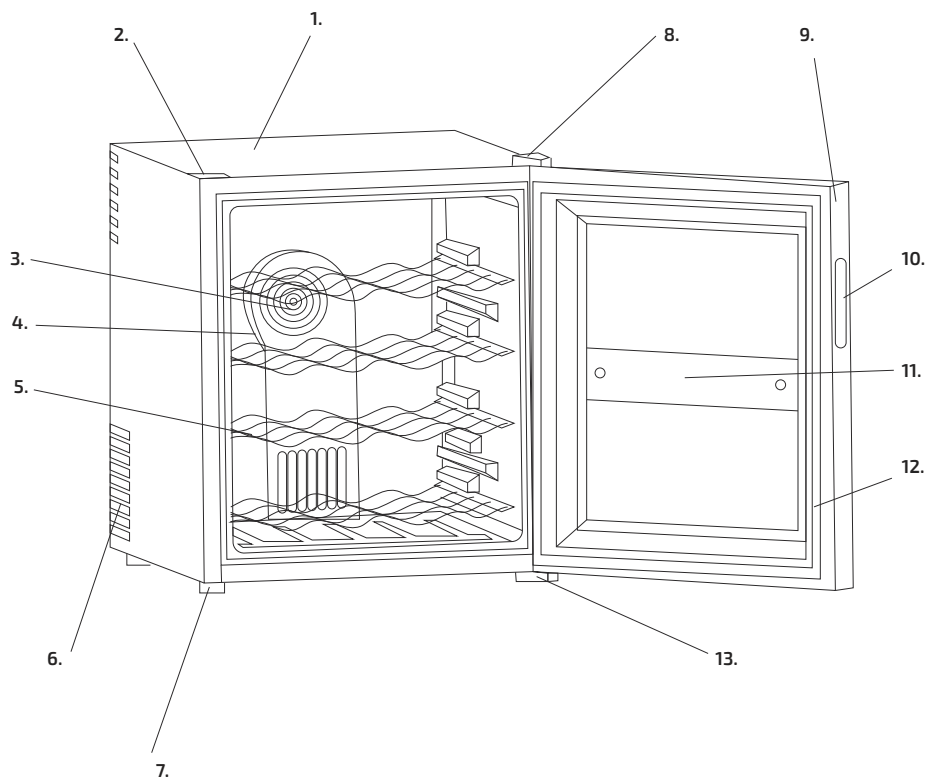


INDEX

1. Pieces and components
2. Safety instructions
3. Before use
4. Operation
5. Problem resolution
6. Technical specifications
7. Disposal of old electrical appliances
8. Technical support service and warranty

1. PIEZAS Y COMPONENTES

Parts and components/Pièces et composants/Ersatzteile und Komponenten/
Parti e componenti/Peças e componentes



Panel de control
Control panel
Panneau de contrôle
Bedienfeld
Pannello di controllo
Painel de controlo

EN

1. Outer housing
2. Door hinge
3. Cold-sink fan
4. Cold-skin fan cover
5. Shelves (800 x 3 - 1200/1600 x 4)
6. Ventilation grilles
7. Levelling feet
8. Top door hinge
9. Glass door
10. Handle
11. Control BCP
12. Door seal
13. Bottom door hinge

2. SAFETY INSTRUCTIONS

Read these instructions thoroughly before using the appliance. Keep this instruction manual for future reference or new users.

- Make sure that the mains voltage matches the voltage stated on the rating label of the appliance and that the wall outlet is grounded.
- This appliance is designed for household only, do not use for industrial purposes or outdoors.
- Check the power cord regularly for visible damage. If the cord is damaged, it must be replaced by the official Technical Support Service of Cecotec in order to avoid any type of danger.
- Make sure all the product's ventilation grills are clear of obstructions. If ventilation is not enough, the PCB can be easily damaged and the product's service life will be reduced.
- Do not use mechanical devices or electrical appliances not recommended by Cecotec inside the device.
- Do not try to accelerate the defrosting process or to defrost it manually, this product uses a thermoelectric cooling system which does it automatically.
- The device's optimal operating temperature is between 20 and 25 °C. If the room temperature is below 10 °C, disconnect it from the power supply.
- If a leakage is observed at any moment: turn the device immediately off, ventilate the room and contact the Technical Support Service of Cecotec.
- Do not place the device directly on the ground, use the stands provided by Cecotec.
- Keep the appliance out of the reach of direct sun light.
- Keep the device away from fire and other explosive substances during operation and before disposing of it.
- Disassemble the device's door before disposing of it.
- Do not touch or manage the refrigerant circuit.
- Do not install the appliance next to heat-generating appliances, in damp places or where there is risk of getting wet.
- Install the product in such way that the power supply is accessible.
- The appliance must be installed in accordance with national wiring regulations.
- Do not use the device to store flammable or explosive substances such as aerosol cans.
- The appliance is not intended to be used by children, persons with reduced physical, sensory or mental capabilities or lack of experience and knowledge.



3. BEFORE USE

1. Take the product out of the box and remove all packaging materials.
2. Make sure the product is in good conditions. If any visible signs of damage are observed, contact the Technical Support Service of Cecotec immediately.
3. Place the device on a safe place where good ventilation is ensured:
 - There should be at least 200 cm³.
 - Keep a 20-mm free distance from the device to the wall.
 - Place it, at least, at 50 mm from the ground.

NOTE: when using the wine cooler for the first time or after being turned off shut for a long time, there could be a few degrees variance between the temperature you select and the one indicated on the LCD display. This is normal and it is due to the activation process time. Once the wine cooler is operated for a few hours the real temperature and the one displayed will match.

WARNING: the device's optimal operating temperature is between 20 and 25 °C. If the wine cooler is installed in places where the room temperature is above 25 °C, its performance might be affected.

4. OPERATION

It is recommended to install the wine cooler in a place where the room temperature is between 23-26 °C/72-78 °F. If the room temperature is below or above the specified, the unit's performance might be affected.


WINES AND SUGGESTED TEMPERATURES

Red wine	14 - 18 °C	57 - 65 °F
Dry/white wines	9 - 14 °C	49 - 58 °F
Rose wines	10 - 11 °C	51 - 53 °F
Sparkling wines	5 - 9 °C	40 - 49 °F

TEMPERATURE RANGES FOR THE WINE COOLER

Temperature range 800	8 - 18 °C	46,4 - 64 °F
Temperature range 1200/1600	10 - 18 °C	50 - 64 °F

CONTROL PANEL

The temperature can be shown in °C or °F, press the  button to select the desired value. The display will show the selected temperature unit.



STORAGE CAPACITY

Gran Sommelier 800 - 8 standard bottles (750 ml).

Gran Sommelier 1200 - 12 standard bottles (750 ml).


Gran Sommelier 1600 - 16 standard bottles (750 ml).

INSIDE LIGHT

The product's inside light can be turned on or off by pressing the button with the light symbol.

 After 10 minutes of being turned on, the light will automatically turn off.

LOCK AND UNLOCK THE WINE COOLER

- This appliance is provided with an automatic control panel lock which will activate 12 seconds after the last button has been pressed.
- Hold pressed the  button for 3 seconds to unlock the control panel.
- A beep will be heard to notify the lock control is activated.

SETTING TEMPERATURE

Use the up and down buttons on the control panel to set the desired temperatures.

Press  to increase it or  to decrease it.



5. TROUBLESHOOTING

ERROR 1: the wine cooler does not cool

POSSIBLE CAUSE	SOLUTION
No power.	Check the electricity supply and the plug, replace it if necessary.
The PCB, the fan or the cleaning module are not working properly.	Contact the Technical Support Service of Cecotec.

ERROR 2: poor cooling performance

POSSIBLE CAUSE	SOLUTION
High room temperature.	Place the wine cooler in a cooler place.
The door is opened too often.	Keep the wine cooler closed for 20 minutes.
Poor ventilation.	Follow the instructions on ventilation stated on this instruction manual.

ERROR 3: the appliance is very noisy

POSSIBLE CAUSE	SOLUTION
The appliance is dirty.	Clean the product's fan.
The fan is broken.	Contact the Technical Support Service of Cecotec.

6. TECHNICAL SPECIFICATIONS

Model: Grand Sommelier

800 CoolCrystal - CoolWood / 1200 CoolCrystal - CoolWood / 1600 SilenceCrystal - SilenceWood

Product reference: 02301 - 02302 / 02303 - 02304 / 02305 - 02306

65 W, 220-240 V, 50/60 Hz

Made in China | Designed in Spain

7. DISPOSAL OF OLD ELECTRICAL APPLIANCES



The European directive 2012/19/EU on Waste Electrical and Electronic Equipment (WEEE), specifies that old household electrical appliances must not be disposed of with the normal unsorted municipal waste. Old appliances must be collected separately, in order to optimize the recovery and recycling of the materials they contain, and reduce the impact on human health and the environment.

The crossed out "wheeled bin" symbol on the product reminds you of your obligation to dispose of the appliance correctly. If the product has a built-in battery or uses batteries, they should be removed from the appliance and disposed of appropriately.

Consumers must contact their local authorities or retailer for information concerning the correct disposal of old appliances and/or their batteries.

8. TECHNICAL SUPPORT SERVICE AND WARRANTY

This product is under warranty for 2 years from the date of purchase, as long as the proof of purchase is submitted, the product is in perfect physical condition, and it has been given proper use, as explained in this instruction manual.

The warranty will not cover the following situations:

- The product has been used for purposes other than those intended for it, misused, beaten, exposed to moisture, immersed in liquid or corrosive substances, as well as any other fault attributable to the customer.
- The product has been disassembled, modified, or repaired by persons, not authorised by the official Technical Support Service of Cecotec.
- Faults deriving from the normal wear and tear of its parts, due to use.
- The warranty service covers every manufacturing defects of your appliance for 2 years, based on current legislation, except consumable parts. In the event of misuse, the warranty will not apply.

If at any moment you detect any problem with your product or have any doubt, do not hesitate to contact Cecotec Technical Support Service at **+34 963 210 728**.



www.cecotec.es

Grupo Cecotec Innovaciones S. L.
C/de la Pinadeta s/n, 46930
Quart de Poblet, Valencia, Spain