

cecotec

POWER BLACK TITANIUM 1800 ADVANCE

Batidora de vaso / Jug blender




Manual de instrucciones
Instruction manual
Manuel d'instructions
Bedienungsanleitung
Manuale di istruzioni
Manual de instruções
Handleiding
Instrukcja obsługi
Návod k použití

SAFETY INSTRUCTIONS

Read these instructions thoroughly before using the appliance. Keep this instruction manual for future reference or new users.

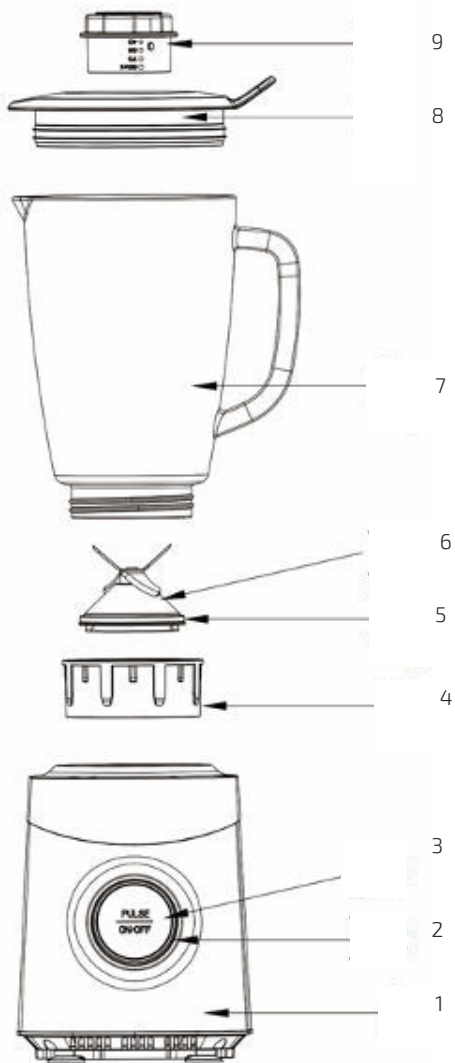
- Make sure that the mains voltage matches the voltage stated on the rating label of the appliance and that the outlet is grounded.
- This appliance is intended for domestic use only. Do not operate outdoors.
- Check the power cord regularly for visible damage. If the cord is damaged, it must be replaced by the official Technical Support Service of Cecotec, in order to avoid any type of danger.
- The blades inside the product are very sharp, handle them carefully to avoid any possible cut.
- Take extreme precaution during cleaning, maintenance or while emptying the jug.
- Do not pour hot liquids inside the product while it is operating as it could be ejected out causing burns.
- Do not leave the appliance unattended while in use.
- Always turn off and disconnect the appliance from the

power supply before assembling, disassembling, cleaning it or if it is not going to be used for a long period of time. Pull from the plug, not the cord, to disconnect it from the outlet.

- Do not immerse the cord, plug, or any non-removable part of the appliance in water or any other liquid, nor expose the electrical connections to water. Make sure your hands are dry before handling the plug or switching on the appliance.
- Do not touch the product's surface that could reach high temperatures. Use the handle provided. 
- Do not use accessories not provided or suggested by Cecotec, as these could cause damage to the product or result in risk.
- Do not twist, bend, strain, or damage the power cord in any way. Protect it from sharp edges and heat sources. Do not let it touch hot surfaces. Do not let the power cord hang over the edge of table or counter top.
- Do not use the product outdoors, close to electric plates, gas, flames or inside an oven.
- Extreme caution must be taken when moving appliances containing hot liquids or foodstuffs.
- Always turn the appliance off and disconnect it from the power supply before changing accessories or approaching moving elements.
- Do not introduce any utensil inside the product during operation in order to reduce risk of injuries to persons or damage to the product. A scraper may be used while the product is paused.
- Make sure to keep the measuring lid in its position when blending hot liquids or ingredients.
- Do not use the product if its blade is curved or damaged.
- Do not operate the appliance empty.
- Make sure the accessory that is going to be used is properly

assembled before operating the device.

- Do not overfill the jar.
- Always operate the product with the cover in place.
- The appliance is not intended to be used by children under the age of 8. It can be used by children over the age of 8, as long as they are given continuous supervision.
- This appliance is not intended to be used by persons with reduced physical, sensory, or mental capabilities, or lack of experience or knowledge, unless they have been given supervision or instruction concerning the use of the appliance in a safe way by a person responsible for their safety, and understand the hazards involved.
- Supervise young children to make sure that they do not play with the appliance. Close supervision is necessary when the appliance is being used by or near children.



11



10

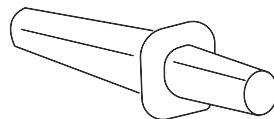


Fig./Img./Abb./Afb./ Rys./Obr. 1

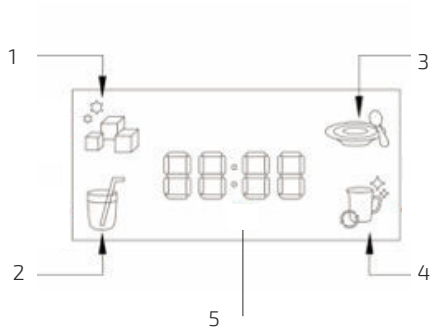


Fig./Img./Abb./Afb./ Rys./Obr. 2

1. PARTS AND COMPONENTS

Fig. 1.

1. Main body
2. Knob
3. Button
4. Jar base
5. Sealing ring
6. Blade holder
7. Glass jar
8. Cover
9. Measuring lid
10. Pusher
11. Juice filter

Control panel

Fig. 2.

1. Ice mode
2. Smoothie mode
3. Sauce mode
4. Self-cleaning mode
5. Display

2. BEFORE USE

Take the product out of the box and remove all packaging material, stickers or labels.

Make sure all the parts and accessories are present and that there are no visible signs of damage. If there are, contact immediately the Technical Support Service of Cecotec.

Place the appliance on a flat, stable and dry surface.

3. OPERATION

1. Plug the device into a power supply. All icons will be displayed on the screen, indicating the device has entered Standby mode.

ENGLISH

Note

If no setting is entered within 3 minutes, the icons will turn off. Turn the knob passing through the centre setting to start the device again.

2. Turn the knob left to select one of its preset modes: Ice, Smoothie, Sauce, Self-cleaning. The icon corresponding to the running mode will blink. Press the PULSE button to start or stop the programme.
3. Once the programme ends, the device will switch to Standby mode.
4. To select a new mode, rotate the knob passing through the centre setting and then select the desired mode.
5. Turn the knob right to select the desired speed setting: 1-10.
6. Hold down the PULSE button to activate the PULSE function.
7. Release the PULSE button to stop the PULSE function.

4. CLEANING AND MAINTENANCE

Cleaning

Always turn the power knob to the "0" position, turn the switch off and unplug the appliance after each use and before cleaning.

Use water to clean the jug. Do not use abrasive or chemical cleaning agents.

Never immerse the motor base in water.

Use a dry, soft cloth to clean the motor base. Do not clean this part with a wet cloth.

Maintenance

If the product does not operate normally, produces uncommon noises or shakes more than it normally does, stop using the product and contact the Technical Support Service of Cecotec for reparation. Do not carry out maintenance tasks yourself.

Storage

After cleaning the device, make sure you dry it thoroughly before storing it.

After using the product, store it in a dry, safe place.

Avoid direct exposure to sun light.

Make sure it is stored in a place out of the reach of children.

5. TECHNICAL SPECIFICATIONS

Product: Power Black Titanium 1800 Advance

Product reference: 04304

Rated voltage: 220 - 240 V

Rated frequency: 50/60 Hz

Rated power: 1800 W

Capacity of blending jar: 1.8L

Made in China | Designed in Spain

6. DISPOSAL OF OLD ELECTRICAL APPLIANCES



The European directive 2012/19/EU on Waste Electrical and Electronic Equipment (WEEE), specifies that old household electrical appliances must not be disposed of with the normal unsorted municipal waste. Old appliances must be collected separately, in order to optimize the recovery and recycling of the materials they contain and reduce the impact on human health and the environment.

The crossed out "wheeled bin" symbol on the product reminds you of your obligation to dispose of the appliance correctly.

Consumers must contact their local authorities or retailer for information concerning the correct disposal of old appliances and/or their batteries.

7. TECHNICAL SUPPORT AND WARRANTY

This product is under warranty for 2 years from the date of purchase, as long as the proof of purchase is submitted, the product is in perfect physical condition, and it has been given proper use, as explained in this instruction manual.

The warranty will not cover the following situations:

- The product has been used for purposes other than those intended for it, misused, beaten, exposed to moisture, immersed in liquid or corrosive substances, as well as any other fault attributable to the customer.
- The product has been disassembled, modified, or repaired by persons, not authorised by the official Technical Support Service of Cecotec.
- Faults deriving from the normal wear and tear of its parts, due to use.

The warranty service covers every manufacturing defects of your appliance for 2 years, based on current legislation, except consumable parts. In the event of misuse, the warranty will not apply.

If at any moment you detect any problem with your product or have any doubt, do not hesitate to contact Cecotec Technical Support Service at +34 963 210 728.

www.cecotec.es

Cecotec Innovaciones S.L.
C/ de la Pinadeta s/n, 46930
Quart de Poblet, Valencia (Spain)

EA01210224