

SATCOM COMPONENT

BPF

C-band BPF

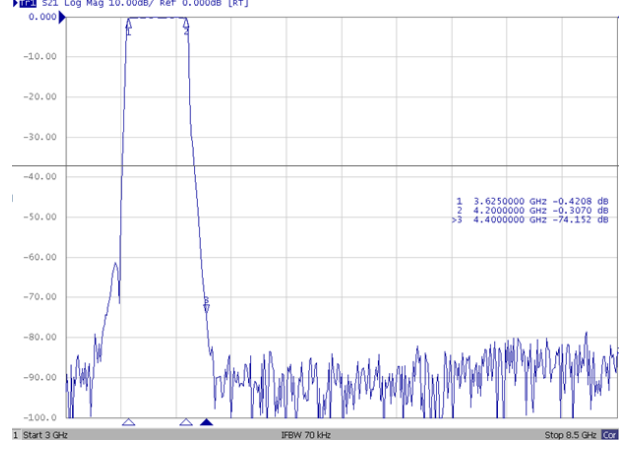
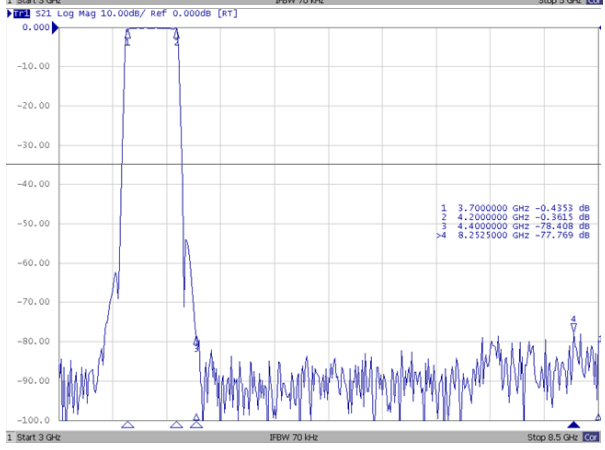
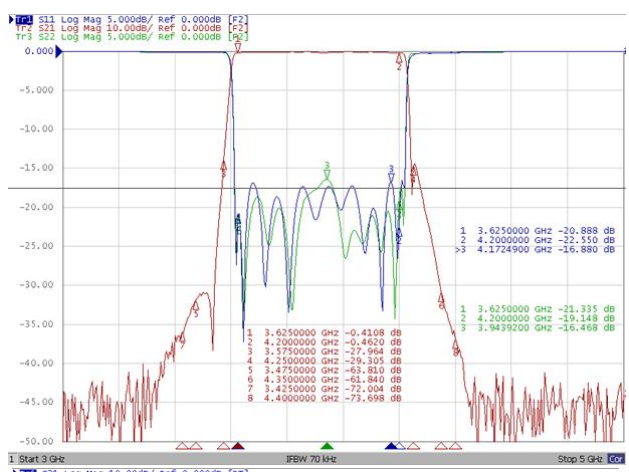
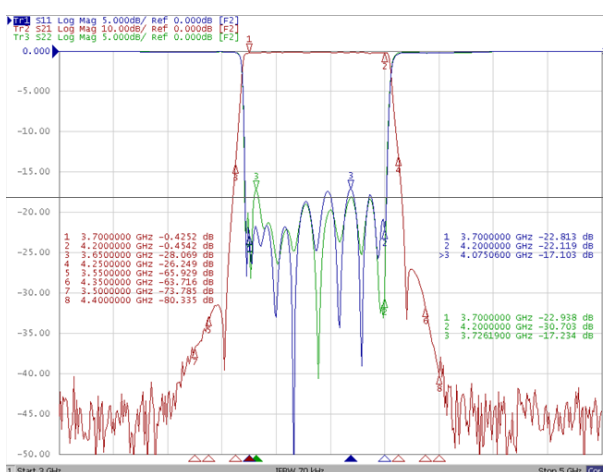
BPF-C-1, BPF-C-2



TYPICAL SPECIFICATIONS

BPF-C-1	
Center frequency	3950MHz
Frequency range	3700 to 4200 MHz
Insertion loss in band	0.5dB max
Return loss in band	15dB min
Rejection @CF±300MHz	25dB min
@CF±400MHz	60dB min
@CF±450MHz	70dB min
@~8GHz	70dB min
Flanges	In: CPR229G, Out: CPR229F
Weight	650g

BPF-C-2	
Center frequency	3912.5MHz
Frequency range	3625 to 4200 MHz
Insertion loss in band	0.5dB max
Return loss in band	15dB min
Rejection @CF±337.5MHz	25dB min
@CF±437.5MHz	60dB min
@CF±487.5MHz	70dB min
@~8GHz	70dB min
Flanges	In: CPR229G, Out: CPR229F
Weight	650g



SATCOM COMPONENT

OUTLINE DRAWING

