

RALI[®]+

SWISS HANDPLANE

Instruction Manual



Thank you for purchasing your RALI Hand Plane

TERSAKNIVES INC.

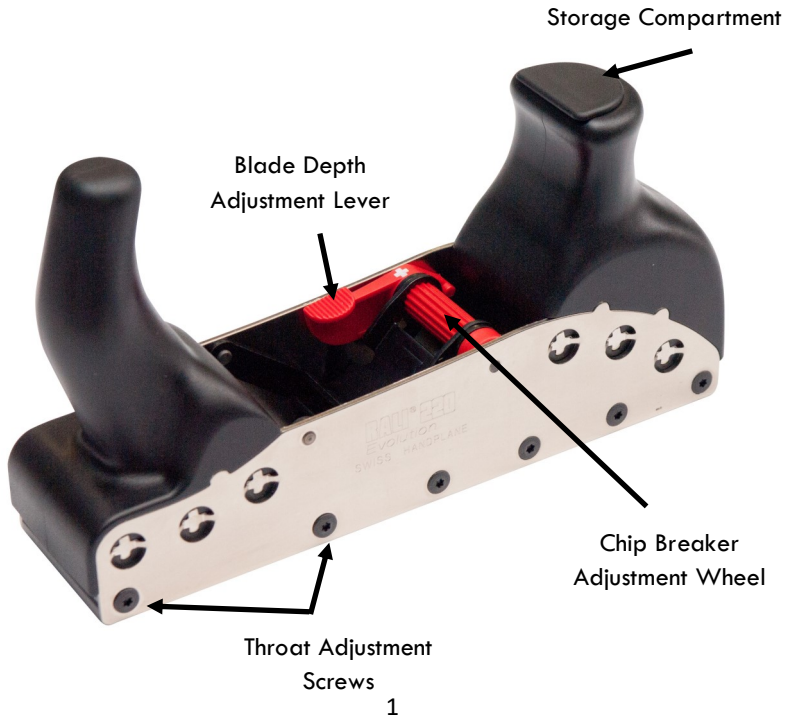
Official Supplier of RALI Products

www.tersaknives.com
sales@tersaknives.com
1-800-446-5045

Table of Contents

- 1-2 Plane Description
- 3-4 Changing the blade
- 5 Adjusting depth of cut
- 6 Adjusting chip breaker
- 7 Adjusting throat
- 8 Blade Types
- 9 Other RALI Products

Plane Description



Plane Description

Tension Arm

Chip Breaker



Blade

Blade Holder

Changing the Blade



Lift blade depth lever all the way



Lift tension arm



Lift and open blade holder



The blade can now be changed.

Changing the Blade




Each blade has two edges so it can be rotated and used again before being replaced.

The mounting shapes only allow the blade to be inserted in the correct orientation.

Once the new blade is installed reverse the steps on the previous page and your plane is ready to use

Adjusting Depth of Cut

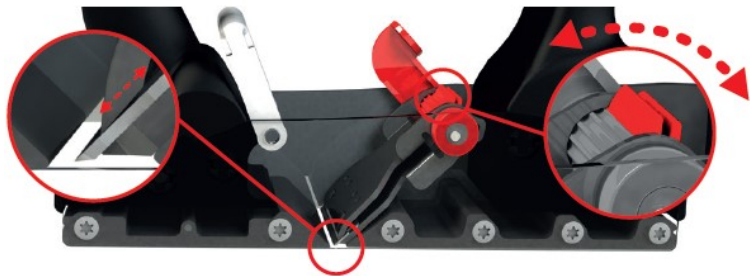
The depth of cut on a RALI hand plane is controlled by the red lever.



- Move the red lever up for a shallower pass
- Move the red lever down for a deeper pass

Adjusting Chip Breaker


At the top of the chip breaker in your RALI plane you will find a wheel to adjust the chip breaker position.



- To expose less blade roll the wheel forwards
- To expose more blade roll the wheel backwards

Adjusting Throat Opening

(Evolution Models Only)



To adjust the throat opening, first loosen the 4 screws near the front of the plane. This can be done with the star shaped bit on the keychain found inside the handle.

Once loosened, the front of the sole can be slide forward and backwards to adjust the throat opening

Once the desired throat opening is achieved, retighten the 4 screws

Blade Types



Chrome Steel

Chrome steel blades are the standard blades included with all RALI Handplanes. They are suitable blades for day-to-day woodworking.

Replacements are sold in packs of 5.



Carbide

Carbide blades are superior to Chrome Steel blades and will last much longer. They are especially useful when planing hard woods.

Blade are sold in single packs

Other RALI Products



RALI™ Cut

The RALI™ Cut disk cutting machine is the perfect tool for making successive, rapid, clean and precise cuts on wood, steel and plastic up to 25mm/0.98" in diameter.



RALI™ Shark

The RALI™ Shark is a revolutionary wood chisel. Its design is based on the same principle as the RALI™ Hand Plane with interchangeable blades of different widths that can be changed in seconds