

Solid Surface Process

Matt and Satin Finish



Mirka® DEROS 650CV
150 mm, orbit 5 mm

MATT FINISH




STEP 1

- Use Mirka® Galaxy, 180 grit with Mirka® DEROS 650 CV.
- Speed 8000 rpm



STEP 2

- Sand in both directions
- Clean the surface



STEP 3


- Use Galaxy 320 grit
- Clean the surface



STEP 4

- Use Mirlon® Total VF 360 with a net interface
- Clean the surface

SATIN FINISH



CONTINUE AFTER MATT FINISH

- For a satin finish add Mirlon® Total XF 800 with a net interface
- Clean the surface



Galaxy 150mm, Grit 180




Galaxy 150mm, Grit 320



Mirlon® Total VF 360



Mirlon® Total XF 800



Net interface

Dedicated to the finish.

Solid Surface Process

High Gloss Finish



Mirka® DEROS 650CV
150 mm, orbit 5 mm

HIGH GLOSS FINISH



Galaxy 150mm, Grit 180



Galaxy 150mm, Grit 320




Galaxy 150mm, Grit 500



Abralon® J3 Grit 1000



Abralon® J3 Grit 3000



Net interface



Polarshine® 10
with Lambswool pad



STEP 1

- Use Mirka® Galaxy 180 with Mirka® DEROS 650 CV
- Speed 8000 rpm




STEP 2

- Sand in both directions
- Clean the surface



STEP 3

- Use Galaxy 320 grit
- Continue with Galaxy 500 grit



STEP 4

- Clean the surface



STEP 5

- Start with Abralon® J3 1000
- Continue with Abralon® J3 3000




STEP 6

- When damp sanding with Abralon, turn off the dust extractor



STEP 7

- Clean the surface



STEP 8

- For a High Gloss Finish use Polarshine® 10, with a lambswool pad

Dedicated to the finish.