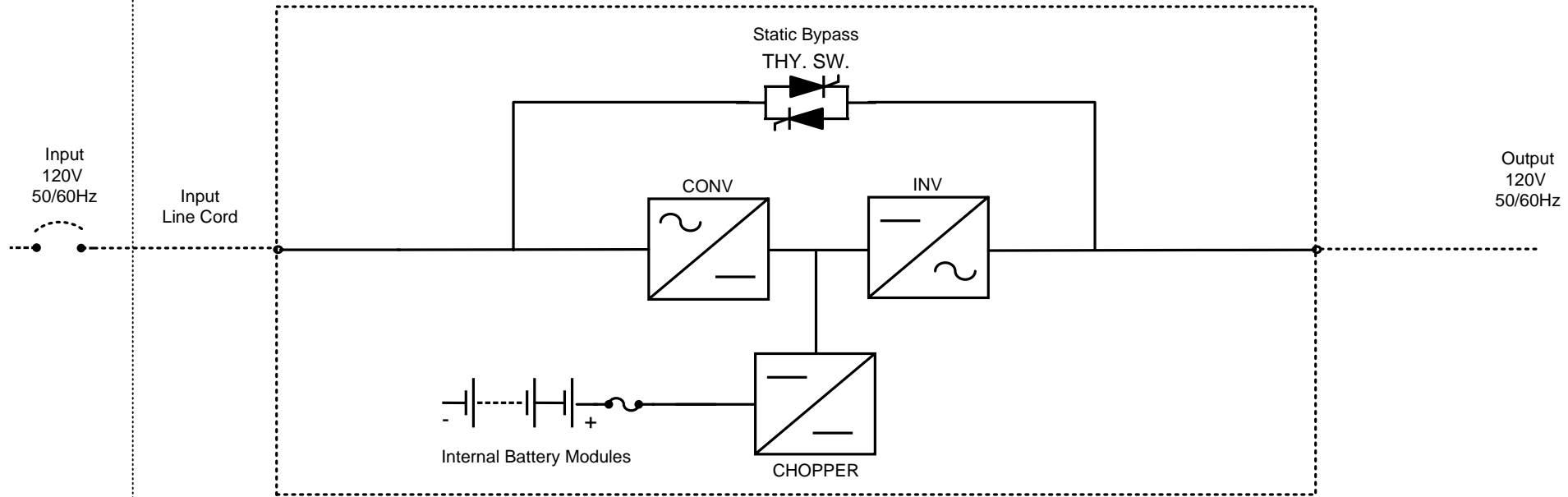


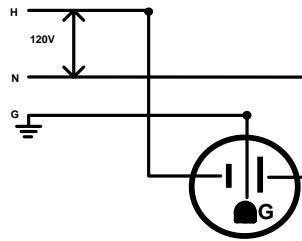
UPS Cabinet



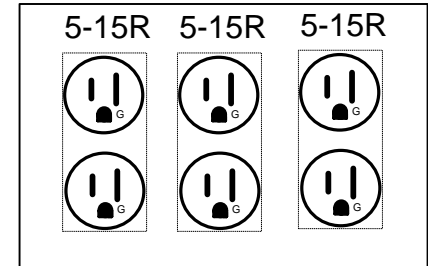
Input Cord
Line Cord 5-15P (6ft)



Wiring Diagram



Output Receptacle Panel



NOTES

1) This drawing is for illustration purposes only and is subject to change without notice. TIC is not responsible for any errors or omissions.

Drawn by
JE
DATE 11/28/05

Approved by
GM
DATE 11/28/05

TOSHIBA

INTERNATIONAL CORPORATION
Houston Texas, USA

THIS MATERIAL IS THE EXCLUSIVE PROPERTY OF TOSHIBA INTERNATIONAL CORPORATION AND SHALL NOT BE REPRODUCED, USED, OR DISCLOSED TO OTHERS UNLESS PRIOR WRITTEN AUTHORIZATION IS OBTAINED.

TITLE

1000 Series
1.5 kVA Model 120V Input
120V Output

DRAWING NO.

UT1A1A015C6

REV.

1.0