


Double Stock Pot Stove

Features

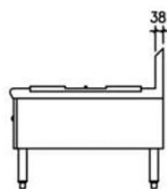
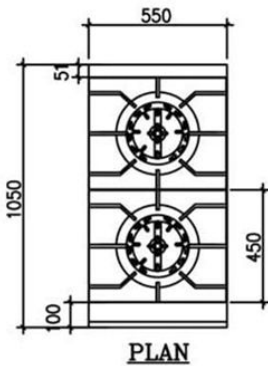
- Material: 304 stainless steel
- 23 Head Jet Burner
- US safety valve
- Cast iron panel

Specifications

- Overall: 21.7 in. W x 41.3 in. D x 19.7 + 7.8 in. H
- Overall: 550 mm W x 1050 mm D x 500 + 200 mm H
- Powered by gas
- Total BTU BTU/H: 220,000 = 110,000 x 2



SML-0200CT-FB



SIDE VIEW

SML-0200CT -FB

天然氣前後雙頭矮湯爐 帶背板

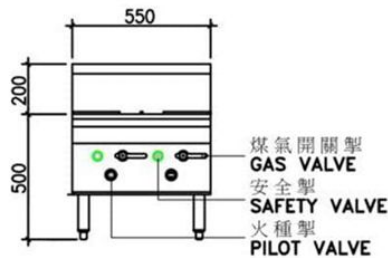
尺寸: L550 * D1050 * H500+200 mm

L 21.7" * D41.3" * H19.7" +7.8"

用料: 304#不鏽鋼, 台面2.0厚, 前板/其他1.5,

配件: 23粒打交炉头, 配美金安全掣, 黑鐵爐花板

功率: 2*110,000=220,000BTU/Hr



ELEVATION

SML-0200CT -FB

天然氣前後雙頭矮湯爐 (无背板)

尺寸: L550 * D1050 * H500 mm

L 21.7" * D41.3" * H19.7"

用料: 304#不鏽鋼, 台面2.0厚, 前板/其他1.5,

配件: 23粒打交炉头, 配美金安全掣, 黑鐵爐花板

功率: 2*110,000=220,000BTU/Hr

