

Single Stock Pot Stove



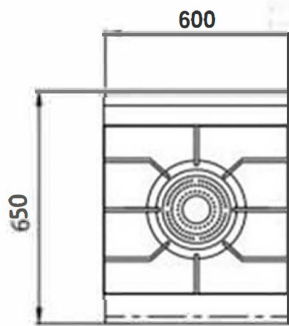
Features

- Material: 304 stainless steel
- 23 Head Jet Burner
- US safety valve
- Cast iron panel

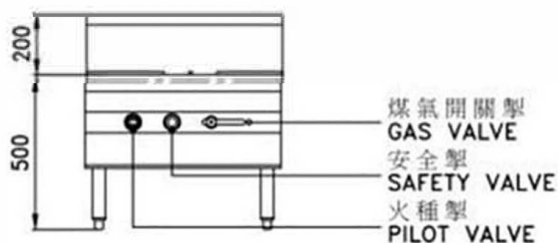
SML-0100CT

Specifications

- Overall: 23.5 in. W x 25.6 in. D x 21.6 + 7.8 in. H
- Overall: 600 mm W x 650 mm D x 550 + 200 mm H
- Powered by gas
- Total BTU BTU/H: 110,000



PLAN



ELEVATION

SML-0100CT - LR

天然氣單頭矮湯爐 (帶背板)

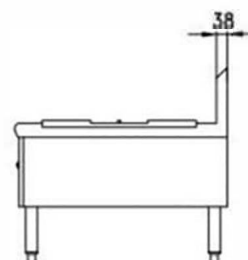
L600 * D650 * H550+200mm

L 23.5" * D 25.6" * H 21.6" + 7.8"

用料: 304#不鏽鋼, 台面2.0厚, 前板/其他1.5,

配件: 23粒打交炉头, 配美金安全掣, 黑鐵爐花板

功率: 110,000BTU/Hr



SIDE VIEW