

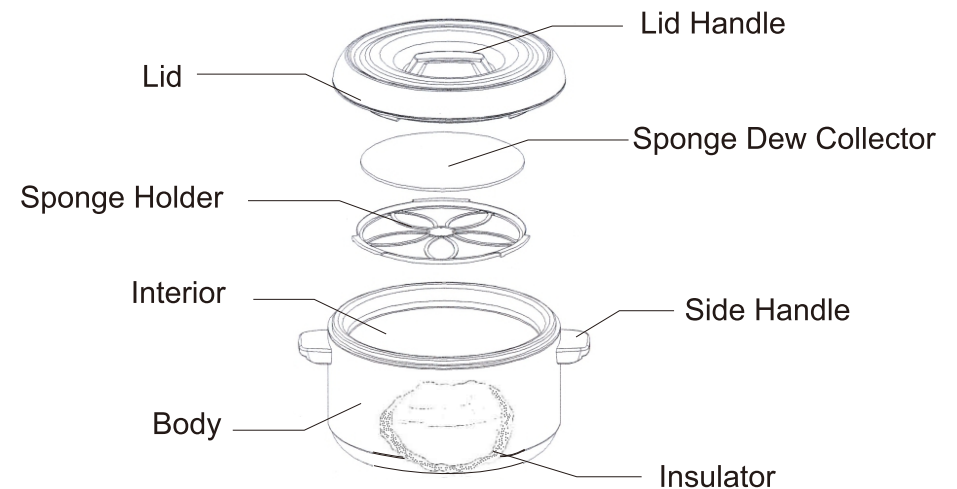


## Operating Instructions

Please read these operating instructions carefully

Before use and keep for future reference

Commercial Thermal Food Holder



# SM-SW600

**Non-Electric & holds up to 60 cups of SUSHI RICE  
(17L)**

Based on hot water at starting temperature of 95°C after 5 to 6 hours at room temperature of 20°C

### **Sun Ming Enterprises Limited**

**#150-6211 Westminster Hwy.**

**Richmond, B.C. V7C 4V4 Canada**

**Tel: (604) 233-0360**

**E-mail: [info@sunming.ca](mailto:info@sunming.ca)**

**[www.sunming.ca](http://www.sunming.ca)**

## How To Use

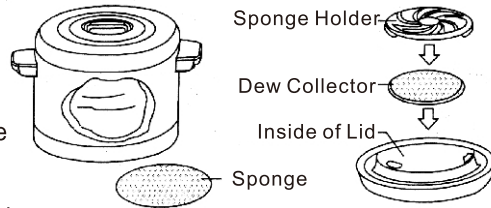
### 1. Preheating

1. For better heat retention, full the Thermal Food Holder with hot water, until it is 1/4 to 1/2 full. Close lid and preheat for five to ten Minutes.

Cautions: During the preheating, remove the "Sponge Dew Collector" from the lid.


2. After Preheating, discard the water and completely wipe off any moisture.

3. Attach the "Sponge Dew Collector" to lid.



### 2. Filling the Thermal Food Holder

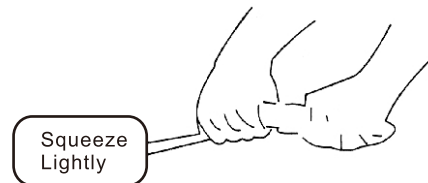
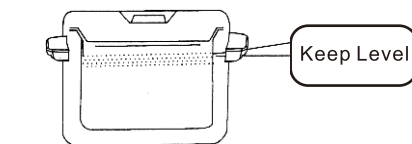
1. Food should not be compacted into the Thermal Food Holder. Rice should be loosened.
2. Close lid firmly.



### 3. During the Keep Warm

1. The contents of the food inside the Thermal Food Holder, should be kept level.
2. Always place the lid firmly.
3. Every 4 to 5 hours, remove the "Sponge Dew Collector" and lightly squeeze the sponge to remove the excess condensation.

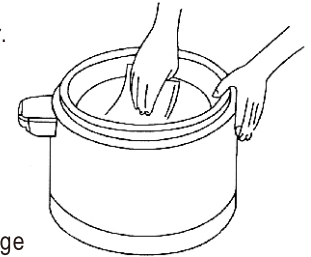
Cautions: To avoid damaging the sponge. Do not squeeze the sponge too hard.



## Cleaning

### Exterior

1. Wipe with a soft, damp cloth moistened with warm soapy water.
  2. Wipe again with a soft, damp cloth moistened with hot water.
  3. Wipe off moisture with dry cloth.
- Caution: Do not immerse in water.



### Interior

Fill with lukewarm water, let stand a while, then wipe with sponge  
Caution: Do not use the Thermal Food Holder as container to wash dishes.

### Sponge Dew Collection

1. Wash with lukewarm water.
  2. Rinse with clean water, then dry well.
- Caution: When the sponge dries, it becomes harder. Please handle with care.

### Sponge Holder

Wash with lukewarm water.

## General Caution

Do not use benzene solvents, cleaning powders or brushes with hard bristles.

## Precautions

1. If the Thermal Food Holder is used for "Sushi Rice", Or "Fried Rice", it should be served quickly and cleaned thoroughly after use.
2. Do not Place the Thermal Food Holder near gas or electric ovens, stoves, or any source of intense heat.
3. Carry the Thermal Food Holder using both of the side handles, Do not carry or pull the Thermal Food Holder by one handle.
4. Do not use the Thermal Food Holder as container to wash dishes.

