

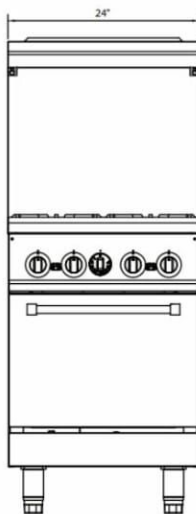
PRODUCT SPECIFICATIONS

- 30,000 BTU per top burner
- 12" x 12" cast iron grates with aeration bowl
- Standing pilot light for individual burners
- 33,000 BTU static oven
- Oven interior side guides & bottom porcelain coated
- Oven thermostat adjusts from 200°F - 500°F
- Manual gas controls
- Oven with 2-racks, 3 positions
- Stainless steel front, back riser, and lift off shelf
- Stainless steel legs standard
- "Cool-to-the-touch" front s/s deck
- Flue located on back of unit for ample ventilation
- Ranges shipped standard Natural gas, LP conversion kit included
- Easy to remove full width crumb tray
- Range is fully serviceable from the front

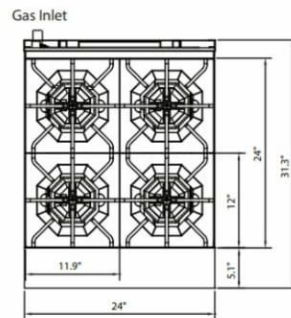
24" Gas Range SML-R24



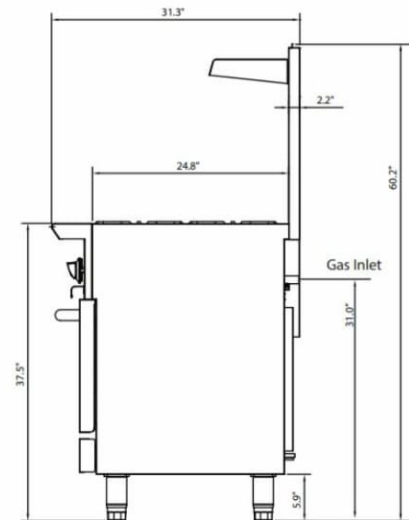
front view



top view



side view



SPECIFICATIONS, DIMENSIONS & SHIPPING INFORMATION

Model	Description	Total BTU	KW	Overall Dimensions	Weight	Shipping Dimensions	Ship Wt.
SML-R24	(4) Burners	153,000 NG 136,000 LP	45 40	23.9" L x 31.4" W x 60.2" H (60.9 cm x 79.7 cm x 153.0 cm)	255 lbs (126 kg)	28.0" L x 37.0" W x 44.1" H (71 cm x 94 cm x 112 cm)	366 lbs (166 kg)

Please Note: These items are shipped on a pallet and are crated for protection during LTL shipment.

GAS REQUIREMENTS:

- 3/4" NPT gas inlet. Natural Gas 5" W.C. or Liquid Propane (LP) 10" W.C.
- All units ship ready for Natural Gas. An LP conversion kit is included for converting to LP Gas.