



METER

AROYA SOLUS



AROYA SOLUS QUICK START

Introduction

The wireless substrate TEROS 12 sensor in the SOLUS is a high-accuracy, water content (WC), soil temperature (T), and electric conductivity (EC) sensor designed for all growing media. The sensor measures WC from 0 to 100%, T from -40 and $+60$ °C, and EC from 0 to 20 dS/m. The readings are displayed through the SOLUS app on a mobile device.

Preparation

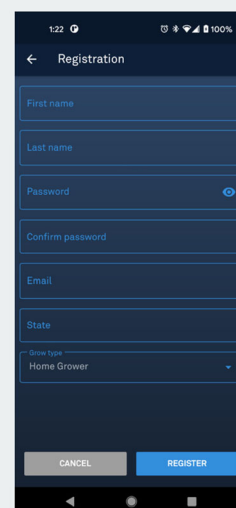
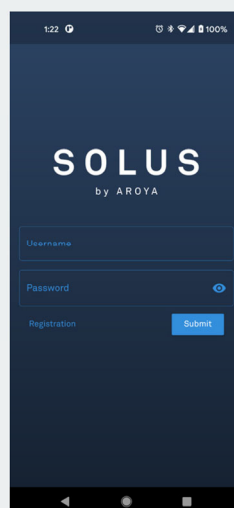
Confirm that all SOLUS components arrive intact. The mobile device must be capable of using Bluetooth® Low Energy (BLE). The mobile device operating system (OS) compatibility are Apple iOS 10 or greater and Android OS 4.3 or greater.

NOTE: Location services must be enabled to use the Bluetooth capabilities of the ZSC. This is a requirement set by the Android OS.

SOLUS by AROYA App

The latest version of the SOLUS by AROYA app must be downloaded from the iOS® or Android® app store prior to connecting to a sensor and viewing sensor data.

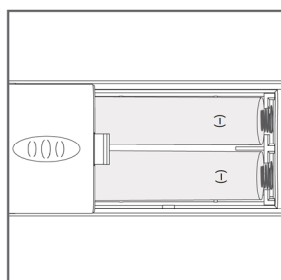
1. Open the mobile app store on a smartphone or scan the aQR code to open the SOLUS app website.
2. Download the SOLUS app.
3. Open the SOLUS app.
4. Press on the Registration link in the opening screen.
5. Enter the required information in the Registration screen and press the **REGISTER** button.
6. Log in to SOLUS app to start installation and to take readings (no subscription is required)—continue to Installation section.



Installation

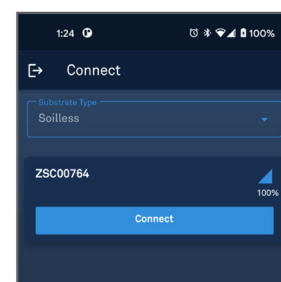
1. Turn on the ZSC

Install the included AA batteries.
Connect the M8-to-stereo adapter cable to the TEROS 12.
Connect the stereo end to the ZSC.
Press the button on the ZSC. The LED should begin blinking blue.



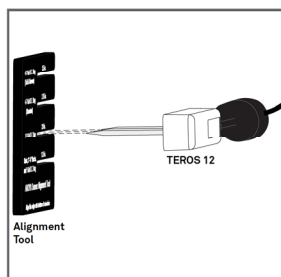
2. Connect to the ZSC

Open the SOLUS app.
Connect to the ZSC when it appears on the Connect screen.



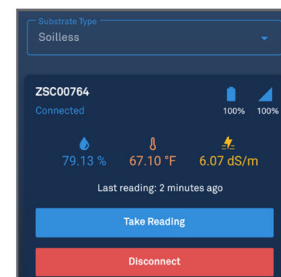
3. Plug In Sensor

Use the Alignment Tool to insert the TEROS 12 sensor in the substrate.



4. View Sensor Readings

View the WC, T, and EC spot readings in the SOLUS app.
Press the **Take Reading** button to update the measurement.



YOU'RE ON THE RIGHT TRACK

Snapshots of substrate conditions are valuable, but they don't provide the whole picture. There are countless other factors that influence crop quality and yield.

That's why METER built AROYA—to help measure and manage every one of them.

Contact us to learn more about the ever-evolving family of AROYA sensors and cultivation analysis tools.

Website: aroya.io

For products purchased through a distributor, please contact the distributor directly for assistance.