


# 12OZ CANS FOODSERVICE GUIDE


- GREAT FLAVORS THAT PAIR WITH ANY FOOD
- CRAFT SODA MADE WITH CANE SUGAR
- CONSUMER SUBMITTED PHOTOS ON CANS
- ALUMINIUM PACKAGE PERFECT FOR TO-GO ORDERS & DELIVERY




**JONES**  
SODA CO.®




**CREAM  
SODA**



**LEMON  
LIME**




**COLA**




**ROOT  
BEER**




24PK GTIN: 50620221208099




24PK GTIN: 50620221208570




24PK GTIN: 50620221208358




24PK GTIN: 50620221208082




**BERRY  
LEMONADE**



**DIET  
COLA**



24PK GTIN: 50620221208204



24PK GTIN: 50620221213352

**PRODUCT SPECIFICATIONS**

	24 pack (3 x 8pk)	8 pack
Pack Size	3 x 8 x 12 oz	8 x 12oz
Case Weight	21 lb	7 lb
Case Dimensions	10.37" x 15.27" x 4.84"	10.37" x 5.09" x 4.84"
Case Cube	0.847 Cubic Feet	0.147 Cubic Feet
Cases/Pallet	100	300
Pallet Configuration	10 Ti x 10 Hi	NA
Pallet Weight	2,150 (includes pallet)	NA
Pallets/Truck	20	NA
Cases/Truck	2,000	6,000
	Soda can (Single 12oz can)	
Pack Size	1 x 12oz	
Case Weight	.85 lb	
Case Dimensions	2.6" x 2.6" x 4.8"	
Case Cube	0.018 Cubic Feet	
Cases/Pallet	NA	
Pallet Configuration	NA	
Pallet Weight	NA	
Pallets/Truck	NA	
Cases/Truck	NA	

- 27+ YEARS OF INNOVATION IN PREMIUM-CRAFT SODA BEVERAGE INDUSTRY.
- QUALITY PRODUCTS MADE WITH CANE SUGAR, NO HIGH-FRUCTOSE CORN SYRUP.
- A DIVERSE MIX OF CLASSIC, ICONIC, COLORFUL FRUIT-FORWARD FLAVORS THAT MEET CONSUMER PREFERENCES.
- DISTINCTIVE PACKAGING THAT UTILIZES CONSUMER GENERATED PHOTOS TO STIMULATE ONGOING CONSUMER ENGAGEMENT.
- STRONG SALES & MARKETING PROGRAMS THAT DRIVE BRAND AWARENESS, CONSUMER TRIAL, SALES & PROFITS FOR ALL PARTNERS.