

WAVE RIDING VEHICLES

2024 BOARD CATALOG





AT WAVE RIDING VEHICLES, THE LOVE OF SURFING
AND BOARD BUILDING IS AT THE HEART AND SOUL
OF WHAT WE DO. QUALITY AND PERFORMANCE
HAVE DISTINGUISHED OUR SURFBOARDS, SHOPS,
AND CLOTHING FOR MORE THAN FIFTY YEARS.





 **PERFORMANCE SHAPES** 



PERFORMANCE



VAPOR

BY: *YINGER*

The Vapor pairs a retro outline with a high performance bottom. Take it to the beach and surf all day. Whether it's 2 feet or the waves are firing, you won't be let down by the Vapor. Its volume lies mainly in its width, flatter deck, and fuller rails. The pulled in winged swallow tail, deep single to double concave, and unique rocker give this board its responsiveness and maneuverability.



SUGGESTED DIMENSIONS

HT	WIDTH	THICK	VOL
5'4	19.00	2.34	25.30
5'5	19.25	2.40	26.60
5'6	19.50	2.45	27.80
5'7	19.75	2.50	29.00
5'8	20.00	2.55	30.70
5'9	20.25	2.60	32.00
5'10	20.50	2.66	33.50
5'11	20.50	2.68	34.20
6'0	20.75	2.68	35.50

EL JEFE

BY: *YINGER*

It's pronounced "El Hefe" and it's Spanish for The Boss. When less than average conditions still demand optimal performance, the El Jefe is large and in charge. The advantage of added volume accommodates for challenging conditions while its single to double concave with a slight vee turns on a dime. Own the lineup with the new chief of high volume.



SUGGESTED DIMENSIONS

HT	WIDTH	THICK	VOL
5'4	18.25	2.12	22.60
5'5	18.50	2.19	23.90
5'6	18.75	2.25	25.30
5'7	19.00	2.31	26.70
5'8	19.25	2.38	28.20
5'9	19.50	2.44	29.20
5'10	19.75	2.50	31.20
5'11	20.00	2.56	32.80
6'0	20.25	2.63	34.50
6'1	20.50	2.63	35.40

NUGGET

BY: *YINGER*

The past decade has seen a growing demand for more volume in boards and we responded with the Nugget. Its design continues to redefine how to make small wave riding fun. It's a relatively full board in both volume and overall surface area with a wider nose and forgiving rails. Catch more waves, have more fun, simple.

SUGGESTED DIMENSIONS

HT	WIDTH	THICK	VOL
5'6	19.50	2.32	26.07
5'7	19.62	2.38	28.05
5'8	19.75	2.38	28.46
5'9	19.90	2.42	29.64
5'10	20.00	2.42	30.27
5'11	20.12	2.45	31.26
6'0	20.25	2.50	33.07
6'1	20.32	2.50	33.66
6'2	20.50	2.55	35.02
6'3	20.75	2.60	36.67
6'4	20.90	2.60	37.68
6'6	21.0	2.75	41.30



NUGGET PRO

BY: *YINGER*

A new twist on an old favorite! The Nugget Pro is the answer for riders looking for the right ratio of volume and performance. A narrower nose and a touch more rocker while maintaining similar volume and overall surface area compared to the original. The Pro will guarantee more flexibility for turns and overall maneuverability.

SUGGESTED DIMENSIONS

HT	WIDTH	THICK	VOL
5'6	19.00	2.25	25.60
5'7	19.25	2.32	26.60
5'8	19.50	2.38	28.60
5'9	19.75	2.42	29.60
5'10	20.00	2.44	31.00
5'11	20.25	2.50	32.70
6'0	20.38	2.56	34.00
6'1	20.50	2.60	35.10
6'2	20.75	2.64	36.50
6'3	21.00	2.66	37.80
6'4	21.25	2.70	39.30
6'6	21.50	2.75	41.80



PERFORMANCE

DEUCE + 1

BY: **YINGER**

A very special board in our lineup. The fins are placed to be ridden as a twin with a trailer setup. The rails have a nice, full feel to them but the center line rocker stays quite curvy. The Deuce has added speed and drive from a twin but also has the pivot abilities off the bottom from a thruster combined to make a perfect board.

SUGGESTED DIMENSIONS

HT	WIDTH	THICK	VOL
5'6	19.38	2.38	27.5
5'7	19.50	2.42	28.60
5'8	19.62	2.50	30.00
5'9	19.75	2.56	31.13
5'10	20.00	2.60	32.70
5'11	20.25	2.64	34.00
6'0	20.50	2.68	35.40
6'1	20.75	2.68	36.40
6'2	21.00	2.70	37.70
6'3	21.25	2.73	39.00
6'4	21.50	2.75	40.40
6'6	21.75	2.8	42.80



SUCCESSOR


BY: **YINGER**

Formerly named the Grom, this board is for the serious mini rippers out there. It's a scaled down version of a performance model shortboard for advanced groms in the 50-80 lb. range looking for maximum performance. It has a single to double concave bottom with a very thin rail and narrow width to match their size and weight.

SUGGESTED DIMENSIONS

HT	WIDTH	THICK	VOL
4'10	17.25	2.00	18.41
5'0	17.25	2.00	18.93
5'2	17.50	2.00	20.78





BAT

BY: *YINGER*

The Bat was found in Yinger's garage amongst about 100 boards. When we pulled it out, he said it was one of his favorite personals of all time. It's a quad with a wide tail, single concave and the perfect amount of rocker. This board is extremely fast and fun. It pivots like a thruster but flies down the line with the drive of a fish.

SUGGESTED DIMENSIONS

HT	WIDTH	THICK	VOL
5'6	18.75	2.25	25.50
5'7	19.00	2.32	26.90
5'8	19.25	2.38	28.00
5'9	19.50	2.44	29.40
5'10	19.75	2.50	30.90
5'11	20.00	2.56	32.30
6'0	20.25	2.62	33.80
6'1	20.50	2.63	34.80
6'2	20.62	2.68	36.30
6'3	20.75	2.75	37.90
6'4	21.00	2.82	39.70
6'6	21.50	2.87	42.30



RIPPER

BY: *YINGER*

Built for barrels, this board is essentially a fine tuned cousin of the Chronic. With a highly responsive tail, the Ripper is your ideal, all-around performance shape. Designed for team rider Blayr Barton.

SUGGESTED DIMENSIONS

HT	WIDTH	THICK	VOL
5'7	18.25	2.00	22.40
5'8	18.38	2.06	22.30
5'9	18.50	2.13	24.90
5'10	18.75	2.19	26.30
5'11	19.00	2.25	27.80
6'0	19.13	2.31	29.10
6'1	19.25	2.38	30.50
6'2	19.50	2.44	32.10
6'3	19.75	2.50	33.70
6'4	20.00	2.56	35.60
6'5	20.13	2.63	36.90
6'6	20.25	2.69	38.80
6'7	20.50	2.75	40.30
6'8	20.63	2.81	42.00



ELIXIR

BY: **YINGER**

The Elixir is the perfect mix - more volume in the thickness but maintains a narrow width throughout. Single concave for speed, squash tail, and a slight bump. This board has been team tested in, on, and above the lip. We can confirm it's the perfect mix.

SUGGESTED DIMENSIONS

HT	WIDTH	THICK	VOL
5'6	18.18	2.25	23.50
5'7	18.38	2.28	24.50
5'8	18.50	2.32	25.50
5'9	18.63	2.37	26.50
5'10	18.75	2.40	27.50
5'11	18.88	2.44	28.50
6'0	19.13	2.45	29.60
6'1	19.38	2.50	31.10
6'2	19.50	2.53	32.10
6'3	19.63	2.57	33.10
6'4	19.88	2.60	34.60
6'6	20.25	2.66	36.80



POCKET

BY: **MA** Shapes

The Pocket is a small wave board and excels in speed and light movements in mushy waves. It is characterized by its acceleration and quick, smooth movements. Be careful - once you get into it, you'll get addicted to the Pocket. It functions well as a thruster or quad, and it is meant to be ridden shorter than your standard board.

SUGGESTED DIMENSIONS

HT	WIDTH	THICK	VOL
5'4	18.90	2.36	26.50
5'5	19.09	2.36	27.20
5'6	19.29	2.40	28.40
5'7	19.49	2.40	29.00
5'8	19.69	2.44	30.30
5'9	19.88	2.44	31.10
5'10	20.08	2.48	32.30
5'11	20.28	2.48	33.10
6'0	20.47	2.52	34.50
6'1	20.67	2.52	35.30



PERFORMANCE

SWITCH

BY: **MA.** Shapes

This is a customized model based on MA's standard model REAF that can handle small and powerless waves. There is volume in the rail and a vee bottom in the tail, making it suitable for a wide range of users. The Switch is characterized by its fast takeoffs, stability during riding, and ease of turning.

SUGGESTED DIMENSIONS

HT	WIDTH	THICK	VOL
5'4	18.50	2.13	23.50
5'5	18.70	2.17	24.50
5'6	18.90	2.20	25.60
5'7	19.09	2.24	26.70
5'8	19.29	2.28	28.10
5'9	19.49	2.32	29.00
5'10	19.69	2.36	30.20
5'11	19.88	2.40	31.40



CHOPSTICK

BY: **MA.** Shapes

The Chopstick has a wide outline, a continuous rocker, and a deep single concave. The entire board is curvy and fluid with a wing swallow tail. This CS model runs well in any condition and allows you to quickly take action on any section you are aiming for. This model is popular among intermediate to advanced users because of its ease of handling.

SUGGESTED DIMENSIONS

HT	WIDTH	THICK	VOL
5'5	18.80	2.20	25.50
5'6	19.09	2.24	26.50
5'7	19.29	2.28	27.60
5'8	19.48	2.32	28.80
5'9	19.69	2.36	30.10
5'10	19.88	2.40	31.30
5'11	20.08	2.44	32.70
6'0	20.28	2.48	33.90
6'1	20.47	2.52	35.20



PERFORMANCE

CAYKEN

BY: **MA** Shapes

The latest hybrid model, Cayken is a fusion of 80's design and current design. Beak nose, a down rail from the flat deck, a wing and a big round tail. This model can maximize performance while retaining overall volume. Easy paddle and takeoffs, sharp action, fast and stable feel. This model is suitable for any surfers wanting to perform but not exhaust themselves in the process.

SUGGESTED DIMENSIONS


HT	WIDTH	THICK	VOL
5'4	18.70	2.17	25.10
5'5	18.90	2.20	26.10
5'6	19.09	2.24	27.10
5'7	19.29	2.28	28.30
5'8	19.49	2.32	29.50
5'9	19.69	2.36	30.80
5'10	19.88	2.40	32.00
5'11	20.08	2.44	33.30
6'0	20.28	2.48	34.60
6'1	20.47	2.52	36.00





ALTERNATIVE SHAPES





ALTERNATIVE

MA FISH

BY: **MA** Shapes

The form is a classic fish, but one carved out by a shaper who specializes in high performance boards. It is easy to ride and handles well, regardless of wave quality and conditions. It takes off quickly and starts running like a hovercraft, with smooth turns and uninterrupted lines. The MA Fish will keep you surfing in style but without losing any performance along the way.

SUGGESTED DIMENSIONS

HT	WIDTH	THICK	VOL
5'5	20.19	2.40	30.70
5'6	20.27	2.40	31.30
5'7	20.39	2.44	32.50
5'8	20.51	2.44	33.30
5'9	20.67	2.48	34.50
5'10	20.75	2.48	35.30
5'11	20.86	2.52	36.40
6'0	21.06	2.56	38.10
6'1	21.14	2.56	38.90



CAPSULE

BY: **MA** Shapes

A twin fin board capsule with a round nose and pintail. This is a retro-modern shape that has a natural riding feel and can be enjoyed in a variety of conditions. Macoto only asks this of you - "I want you to ride this board in style."

SUGGESTED DIMENSIONS

HT	WIDTH	THICK	VOL
5'7	19.69	2.36	29.50
5'8	19.88	2.40	30.70
5'9	20.08	2.44	32.00
5'10	20.27	2.48	33.30
5'11	20.47	2.52	34.70
6'0	20.67	2.56	36.00
6'1	20.87	2.60	37.40
6'2	21.08	2.64	38.80
6'3	21.28	2.68	40.40





ALMOND

BY: **MA.** Shapes

The Almond features all of the positives... speed, looseness, and maneuverability. Designed for small, powerless surf, this board will turn windblown chop into memorable sessions. With a wide outline and sufficient volume, it rides light in any conditions.



SUGGESTED DIMENSIONS

HT	WIDTH	THICK	VOL
5'0	20.08	2.44	28.50
5'1	20.16	2.44	29.10
5'2	20.28	2.44	30.30
5'3	20.39	2.48	29.90
5'4	20.51	2.48	31.40
5'5	20.63	2.52	32.60
5'6	20.75	2.52	33.20
5'7	20.86	2.52	33.90
5'8	20.98	2.56	35.10
5'9	21.06	2.56	35.70
5'10	21.18	2.60	36.90
5'11	21.30	2.64	38.30

WASABI


BY: **MA.** Shapes

This is a versatile short board that can be used for fast take offs, especially in small waves, keeping you running down the line non stop. It features an irregular swallow (wasabi tail) and has an overall wider outline. Although it's intended to be ridden short and in average to below average surf, the Wasabi is sure to keep things spicy!



SUGGESTED DIMENSIONS

HT	WIDTH	THICK	VOL
5'0	20.08	2.44	28.50
5'1	20.16	2.44	29.10
5'2	20.28	2.44	30.30
5'3	20.39	2.48	29.90
5'4	20.51	2.48	31.40
5'5	20.63	2.52	32.60
5'6	20.75	2.52	33.20
5'7	20.86	2.52	33.90
5'8	20.98	2.56	35.10
5'9	21.06	2.56	35.70
5'10	21.18	2.60	36.90
5'11	21.30	2.64	38.30



QUASAR

BY: *RAVINA*

Picture yourself on a beach, florescent bathing suits everywhere, Van Halen playing from a radio, under a bright blue sky, the waves are shoulder high and peeling, and under your arm is a Quasar. This board wasn't designed to be the next shortboard in our line, but a shorter fun board to help bridge the gap. With a lot of foam under the chest, the Quasar will paddle with ease. Don't let this chunky shape fool you. Once you're going down the line, it will respond just as you intend it to.

SUGGESTED DIMENSIONS

HT	WIDTH	THICK
5'6	19.875	2.50
5'8	20.00	2.50
5'10	20.00	2.625
6'0	20.50	2.625
6'2	21.00	2.75



WAHOO

BY: *RAVINA*

The Wahoo mixes a traditional fish outline with characteristics more commonly found in a modern high performance shape. The deck at nose fades from a beveled rail down to a more modern rail at the mid section down to the tail. Single to double concave to light vee on the bottom, and fairly full volume throughout sets the tone for smooth, fluid surfing.

SUGGESTED DIMENSIONS

HT	WIDTH	THICK
5'4	19.75	2.25
5'6	20.00	2.375
5'8	20.50	2.375
5'10	20.6875	2.50
6'0	20.6875	2.50



ALTERNATIVE

FISH TACO

BY: *YINGER*

A tasty new favorite in our quiver. We modified the Vapor outline, kept the single wing swallow tail, added channels, increased the volume and lowered the rocker to add more speed. Special sauce not included!

SUGGESTED DIMENSIONS

HT	WIDTH	THICK	VOL
5'4	20.25	2.18	28.00
5'6	20.50	2.25	30.20
5'8	20.75	2.31	32.40
5'9	20.87	2.34	33.40
5'10	21.00	2.37	34.60
5'11	21.12	2.40	35.70
6'0	21.25	2.43	36.90
6'2	21.50	2.50	39.50
6'4	21.75	2.56	42.00





  **MID LENGTH SHAPES**  



MID LENGTH

ISLANDER

BY: *RAVINA*

The Islander is a smooth flowing mid length with a fairly thick center and nicely foiled rails. Discover great paddle speed with lower rocker and an easy surfing outline.

SUGGESTED DIMENSIONS

HT	WIDTH	THICK
7'0	21.50	2.75
7'2	21.50	2.75
7'4	21.75	2.875
7'6	21.75	2.875
7'8	22.00	2.875
7'10	22.00	3.00
8'0	22.00	3.00



BIZARRO

BY: *KEESECKER*

When the surfing world was exploring shorter boards and getting lost in the mix, Marty and Les blazed a path with the Bizarro! Nimble, sleek and sexy.

SUGGESTED DIMENSIONS

HT	WIDTH	THICK
5'8 - 6'8	20.00	2.50-2.88
6'10-7'10	20.50-22.00	2.50-3.00



MID LENGTH

ZINGER

BY: *YINGER*

This board is Les Shaw approved. Les asked Yinger to shape him a mid length, and after a few shots Les finally grumbled a triumphant approval. Paddle power, nice full rails with a vee in the nose fading to a pronounced double concave. The Zinger has the advantage of extra foam without the sacrifice of any performance, and the thumbs up from WRV's top dog, Les Shaw.

SUGGESTED DIMENSIONS

HT	WIDTH	THICK	VOL
6'10	21.00	2.93	46.00
7'0	21.25	2.95	48.00
7'2	21.50	2.97	50.00
7'4	21.75	2.99	52.00
7'6	22.00	3.00	54.00
7'8	22.25	3.02	56.40
7'10	22.50	3.05	58.90
8'0	22.75	3.10	62.00





 **LONG SHAPES** 

SHUFFLEBOARD

BY: *RAVINA*

The Shuffleboard is a contemporary styled longboard leaning more to high performance than classic. Sporting a fair amount of rocker, a progressive outline curve, hard 50/50 rails, and progressive bottom contour. Designed with the waves of the Outer Banks in mind, the Shuffleboard will hold fast in steep sections but also maneuver at the crack of a whip, keeping you in the pocket for that perfect nose ride.

SUGGESTED DIMENSIONS

HT	WIDTH	THICK
9'1	22.50	2.875
9'3	22.75	2.875
9'5	22.75	2.875
9'7	23.00	3
9'9	23.00	3



#2685

BY: *RAVINA*

#2685 is a purpose built nose rider. With a fairly parallel outline, wide point front of center, and a generous amount of concave in the nose. She nose rides like a dream. Can ya dig it?

SUGGESTED DIMENSIONS

HT	WIDTH	THICK
9'0	22.75	3.000
9'2	22.75	3.000
9'4	23.00	3.125
9'6	23.00	3.125
9'8	23.25	3.125



MOD 67

BY: *RAVINA*

By late 1967, longboard design had reached its peak for the era. From that point on, boards began to get smaller, with a bigger focus on "radical maneuvering." The Mod 67 displays characteristics of that late 60's era. A wider shoveled tail, 60/40 rails, a rolled concave in the nose and more rocker. A combination of design elements that represent the best of an era.

SUGGESTED DIMENSIONS

HT	WIDTH	THICK
9'0	22.00	2.875
9'2	22.00	2.875
9'4	22.50	2.875
9'6	22.50	2.875
9'8	22.75	3.00



THE 63

BY: *RAVINA*

Inspired by the board building developments of 1963, this model features a classic early 60's outline, parallel rails, and slight hip in the rear. It's a great paddler and is geared towards summer small wave surfing. The 63 is an excellent user friendly nose rider with 50/50 rails and a full bellied bottom.

SUGGESTED DIMENSIONS

HT	WIDTH	THICK
9'0	23.00	3.00
9'2	23.00	3.00
9'4	23.125	3.00
9'6	23.125	3.00
9'8	23.25	3.125
10'0	23.25	3.125



THE KEE

BY:  **KEESECKER**

Formerly known as the Classic Tri or Classic Long, the Kee is a hand-shaped beauty made for your cruising pleasure. The Kee is available in multiple finishes, multiple stringers, nose and tail blocks, Volan glass and resin tints. The possibilities are endless.

SUGGESTED DIMENSIONS

HT	WIDTH	THICK
9'0	23.00	3.00
9'2	23.00	3.00
9'4	23.25	3.12
9'6	23.50	3.12
9'8	23.50	3.25
9'10	23.75	3.25
10'0	23.75	3.38



MINI LONG

BY:  **KEESECKER**

It's literally a miniature longboard. The Mini Long advantage is the reduced bulk and lighter weight that yields better response and maximizes the action. Great for all experience levels. With sizes ranging from 7' to the mid 8' range, you almost can't go wrong.

SUGGESTED DIMENSIONS

HT	WIDTH	THICK	VOL
7'0	21.00	2.60	44.34
7'2	21.00	2.60	46.12
7'4	21.00	2.60	47.39
7'6	21.00	2.60	48.86
7'8	21.25	2.60	50.80
7'10	21.25	2.60	54.00
8'0	22.00	2.75	57.00
8'2	22.00	2.80	59.21
8'4	22.15	2.80	60.83
8'6	22.25	2.95	67.57



WAVE RIDING VEHICLES
WAVE RIDING VEHICLES
WAVE RIDING VEHICLES

U.S. FIBERGLASS

AMERICAN MADE 

INTERNATIONAL REGISTERED TRADEMARK

VA • NC • PR • JPN

WWW.WAVERIDINGVEHICLES.COM

PO BOX 152 POINT HARBOR, NC 27964

P: 252.491.8535 | F: 252.491.8681 | E: WRVFACTORY@GMAIL.COM