


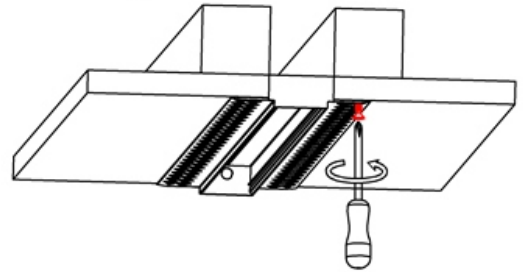
# MONTANA led profile

## Assembly instructions

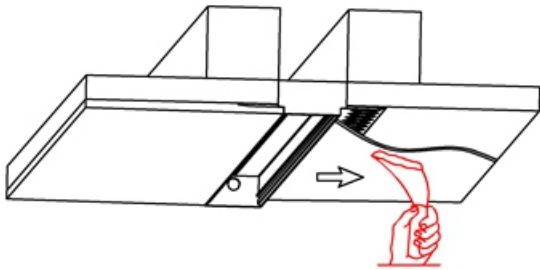
1.- Click the end caps



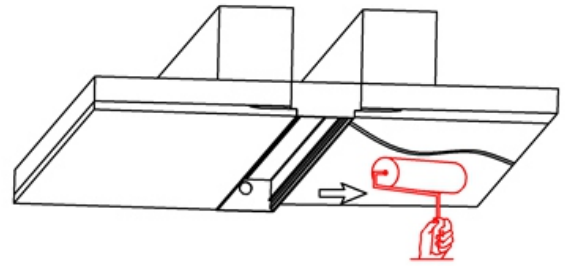
2.- Screw the profile to the drywall




3.- Plaster on the fixture of the profile and drywall



4.- Paint plaster



5.- Stick the LED strip in the profile and connect the electric parts



6.- Click the cover on the profile

