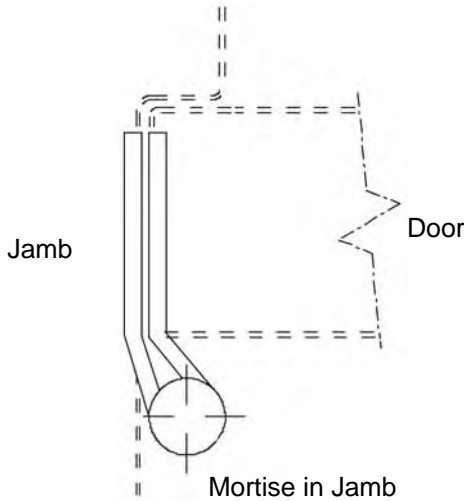




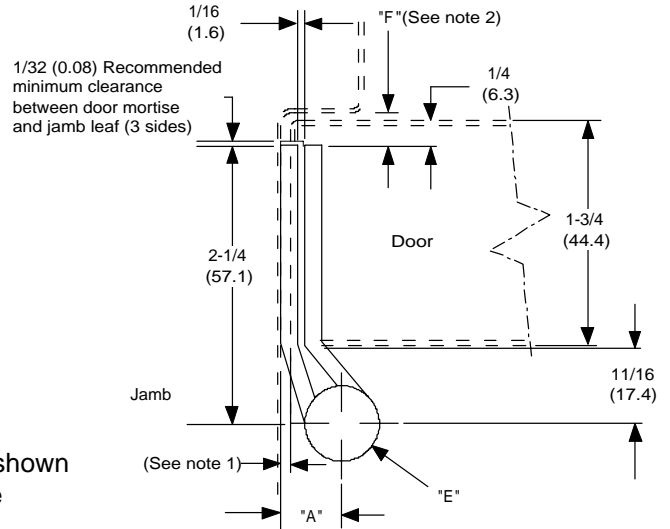
RAISED BARREL TEMPLATE HINGES FOR SQUARE EDGE DOORS

BBRB

4 1/2" X 4 1/2"

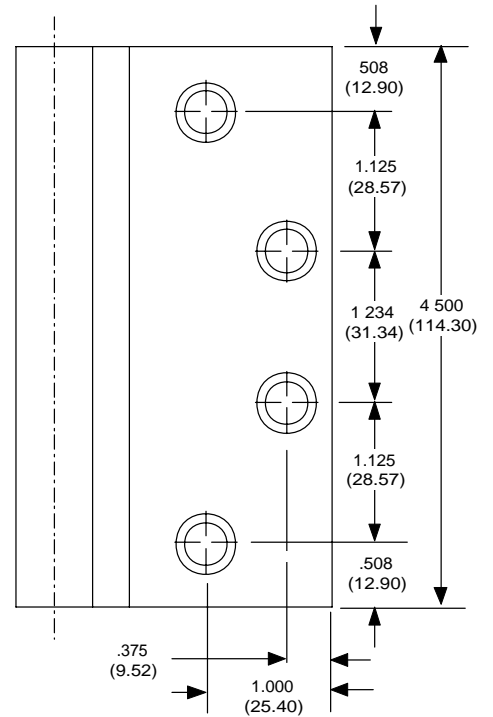


Right hand hinge shown  
Left hand opposite



Notes:

1. Clearance between door and jamb determined by depth of mortise. (1/16 Min.) 1.6mm
2. Recommended for approx. 1/16 (1.6) clearance between door and stop.
3. For raised barrel templates hinge for square edge doors.



Part Number			Gauge of Metal	"E" Outside Dia.	"A" Barrel C/L to Back of Jamb Leaf	"F" (See Note 2)
Steel	Brass	Stainless				
BBRB81	-	BBRB51	.134"	.603"	31/64"	11/32"