


DOUBLE ACTION SPRING HINGE

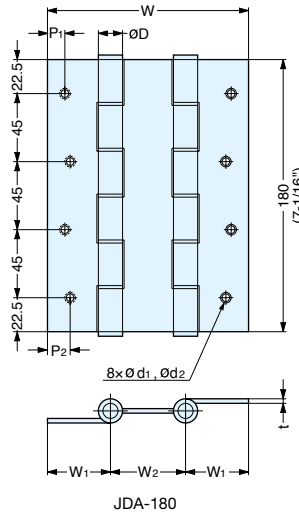


JDA

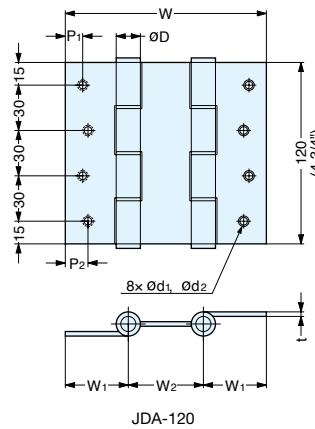


JDA-120-30A

JDA-180-38S

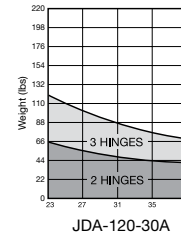


JDA-180

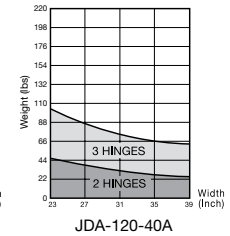


JDA-120

- Spring loaded for self closing.
- Adjustable spring tension.
- Successfully passed 500,000 open/close private cycle tests.



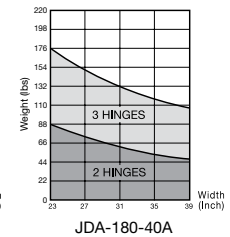
JDA-120-30A



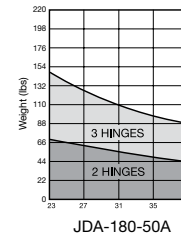
JDA-120-40A
JDA-120-36S



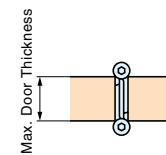
JDA-180-30A



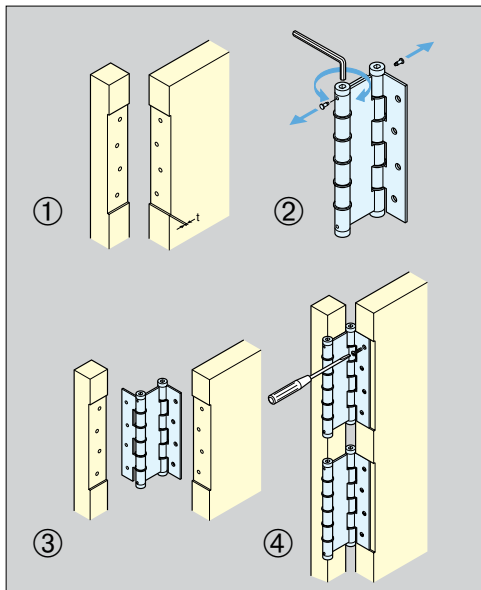
JDA-180-40A
JDA-180-38S



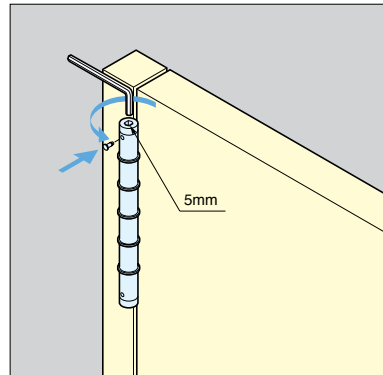
JDA-180-50A



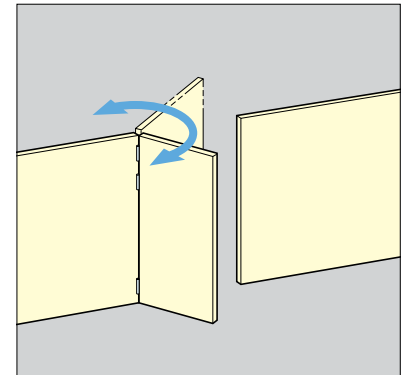
Installation



Adjustable Spring tension



Double Action Spring Hinges



Item No.	W	W ₁	W ₂	P ₁	P ₂	D	t	d ₁	d ₂	Max. Door Thickness (mm)	Weight (g)	Material	Finish	Box (pcs)	Carton (pcs)
JDA-120-30A	101 (4")	29.5	42	6.5	11.5	16	4	5	8	30 (1-3/16")	275	Aluminum	Anodized	2	20
JDA-120-40A	133 (5-1/4")	40	53	11	16					40 (1-9/16")	320				
JDA-180-30A	101 (4")	29.5	42	6.5	11.5					30 (1-3/16")	407				
JDA-180-40A	133 (5-1/4")	40	53	11	16					40 (1-9/16")	466				
JDA-180-50A	157 (6-3/16")	48.5	60	19.5	24.5					50 (1-31/32")	510				
JDA-120-36S	133 (5-1/4")	40	53	11	16	17	2.5	5.5	9	36 (1-13/32")	555	304 Stainless Steel	Satin		
JDA-180-38S						18	3			38 (1-1/2")	947				