

LUONTO®



HALTI



HALTI

CUSTOMIZING

1. Choose upholstery: Available with hundreds of upholstery materials and colors.
2. Choose leg model and color

FRAME CONSTRUCTION

Individually bench-made by Scandinavian craftsmen.
 Seat Frame constructed of select SOLID SPRUCE with finger joints and no-zag springs (at least four per seat).
 Back parts constructed with Mortise & Tenon design for extraordinary durability.
 Exterior sides and back fully padded.

STANDARD LEG COLOR OPTIONS



COMFORT

Medium

COMFORT

Sleeper, storage

LEGS

Standard leg model: 402/6
 Optional leg models: 402M/6

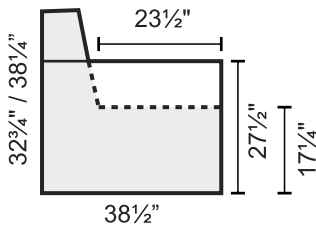
UPHOLSTERY

Leather, fabric, compination

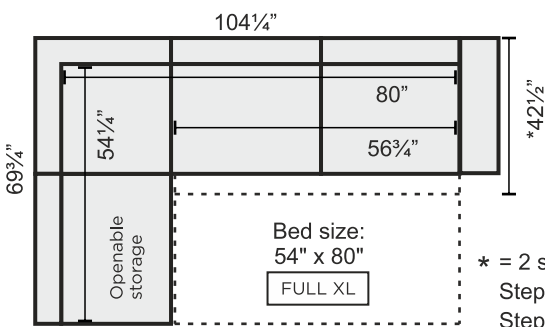
EXTRA

- Bold stitching A (white) or B (black)
- USB Charger Kit
- Mattress protector

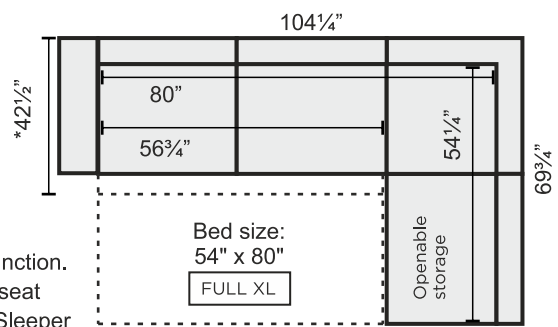
MEASURES:



Corner Chaise Openable + Sleeper

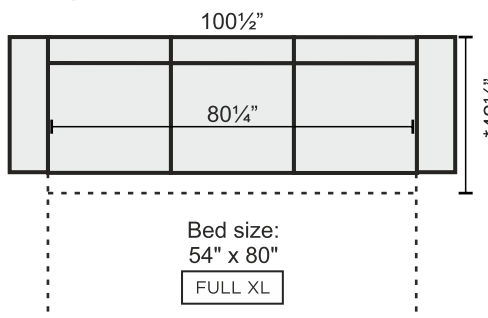


Sleeper + Corner Chaise Openable



* = 2 step Move Function.
 Step 1 = Deeper seat
 Step 2 = Full XL Sleeper

Sleeper Sofa



Loveseat

