



Bombard

A LASTING HISTORY

In 1952, a 27 year old doctor/sailor, Alain Bombard, left Las Palmas in the Canary Islands. He set sail on the Heretic, an inflatable boat, without food or water.

Two months later he landed safe and sound in Barbados after sailing through horrific conditions. He survived by eating fish and plankton and by drinking fish juice and rain water. Bombard proved that is it possible for shipwreck sailors to survive at sea by utilizing the oceans' riches.

His 1958 book *The Bombard Story*, led to worldwide fame. He continued to do research work in the development and testing of liferafts.

Today, his name remains synonymous to survival at sea. He is also linked with ocean preservation. Bombard boats are proud to bear the name of this great adventurer. His values are reflected in the safe, strong, and reliable products that carry the Bombard name.

Bombard



QUALITY FORGED BY EXPERIENCE

For more than 50 years, the Bombard name has been linked to expeditions and events all over the world including Cape Horn, Bering Strait, and Patagonia. All of these adventures have been critical in the research and development of our boats.

Since the beginning, we have had a passion for nature and exploration of new places. Each of our Bombard boats encompasses this passion in its own special way. Our products are indeed made for action, adventure, the discovery of spaces but also to enable professionals to work in the best conditions.

Bombard boats are built to be functional, safe, and reliable on the seas. We offer accessories to ensure that your time on the water is fun and enjoyable. You'll have a great time fishing, waterskiing, diving, or wakeboarding on your new Bombard.

Each Bombard offers a wide range of options making it possible to customize each boat. Whether you use your Bombard for family adventures or for professional work, you're guaranteed to find the perfect boat to fit your needs.



RANGE

RIGID-HULL INFLATABLE

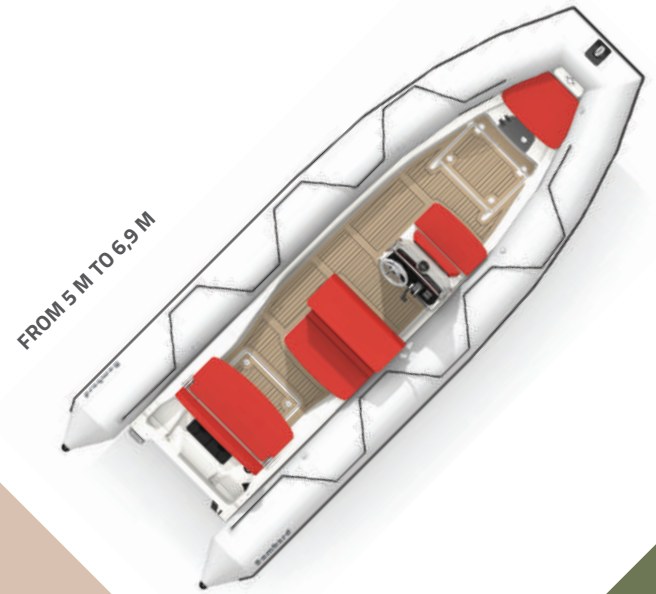


FROM 4,2 M TO 6,9 M

EXPLORER™

STRONG &
POWERFUL

p. 8-11



FROM 5 M TO 6,9 M

SUNRIDER™

ELEGANT AND
FUNCTIONAL

p. 12-15

FOLDABLE




COMMANDO™

**STURDY &
PRECISE**
p. 16-17

TYPHOON™

**SIMPLE AND
EFFICIENT**
p. 18-19



EXPLORER™



SUNRIDER™



SUNRIDER™



EXPLORER™

STRONG AND POWERFUL

Choosing an Explorer is a bold move ! You'll be able to share your passion for adventure with up to 16 friends on this boat. The versatility of the Explorer is limitless with the capability of diving, spearfishing, or waterskiing!

The durability and safety of the Explorer will protect you in any weather so you can continue exploring. Each of the 5 models of the Explorer provide unique assets including a deep V hull, à la carte layouts, and a choice of buoyancy tubes.

THE PROS

- ✦ A tailor-made offer that can be designed and built for your needs
- ✦ Choice of the tube :
 - in Strongan™ Duotex™ (420 – 500 – 550 – 600) in Hypalon™ Neoprene™ (550 – 600 – 700)
 - PVC : 2 colour choices = Black or Grey 
 - Neo : 1 colour choice = Black 
- ✦ A perfect stability thanks to the enhanced V-shaped hull
- ✦ High strength thanks to a reinforced tube material fabric
- ✦ Exemplary stability thanks to a reinforced V-shaped hull

RANGE

	420	500	550	600	700
 (m-f)	4,20 13' 9"	5,01 16' 4"	5,50 18' 1"	5,98 19' 8"	6,90 22' 8"
 (m-f)	1,90 6' 3"	2,08 6' 10"	2,18 7' 2"	2,47 8' 1"	2,54 8' 4"
 (kg-lbs)	165 364	240 528	280 617	390 860	820 1808
 (max)	7	10	14	13	16
 (max)	50 hp	70 hp	90 hp	150 hp	250 hp
 (l-gal)	depends on equipment, see page 8-9				200 53

5 YEAR
warranty*



420



500



550



600



700

STANDARD EQUIPMENT

HULL

- Deep-V fiberglass hull, equipped with strakes.
- Molded nonslip deck
- One tow ring
- Two back tow rings
- Two high volume bailers
- One hull drain hole & plug
- Molded bow locker

BUOYANCY TUBE

- Strongan™ Duotex™ fabric assembled by thermobonding welding or Hypalon™ Néoprène™
- Easy push valve
- Polyamide lashing: exclusive new design
- Deflector antichafing strip
- PVC bow cleat
- Cone reinforcements

OTHER

- Two paddles
- One air-pump
- One maintenance tool kit
- One owner's manual
- Swimming ladder

BOAT "À LA CARTE"

More information on page 8



*See the conditions of application with your distributor.

EXPLORER™

BOAT "À LA CARTE"

Once you have selected the size of your boat, the color and material of your tube, you can make selections to customize the vessel to meet your specific needs.

The Explorer offers a wide range of consoles and à la carte seating to allow for a personalized cockpit. Your dealer can help you create the ideal boat with everything you need for the perfect design.

CONSOLES



Console 100L-26Gal
100L-26Gal console side mount



Jockey Seat Console



Optima 800 console
Optima 800 console side mount
Optima 800 full tank 68L-18Gal console



Optima 1000 XL Grey console
Optima 1000 full tank 68L-18Gal console



T4 console
T4 console side mount

BENCH SEATS



2-seater bench seat



3-seater bench seat

SEATS & BOLSTERS



Mono Grey Seat



2 seater Tube Bolster



Bolster Optima Grey

OTHER



Roll Bar



Roll bar 700




T-top



Stern ladder

EQUIPMENT



	Ref.	420	500	550	600	700
Console Optima 800	Z61749		■	■	■	■
Optima 800 console side mount	Z61782	■				
Optima 800 FTC console	Z61748		■	■	■	
Optima 1000 XL console	Z61783		■	■	■	■
Optima 1000 XL XL FTC Console	Z61784		■	■	■	
Console 100L-26Gal (New)	Z61745				■	■
100L-26Gal console side mount	Z61744			■		
T4 console side mount	Z61788					■
Jockey Seat Console	Z61785	■	■	■		
Sticker and Fargue Optima Kit	Z61836	■	■	■	■	■
Bolster Optima Grey	Z61844		■	■	■	■
Bolster Optima handrail	Z67867		■	■	■	■
2 seater Tube Bolster	Z61845				■	■
Mono Grey Seat	Z61427	■	■	■	■	■
2-seater bench seat	Z61843	■	■	■	■	■
3-seater bench seat	Z61835		■	■	■	■
3-seater bench seat + livewell	Z61838		■	■	■	■
Bimini	Z1088		■	■		
T-top	Z61846		■	■	■	■
Roll Bar	Z1167		■	■	■	
	Z61440					■
Stern ladder	Z61834		■	■	■	■
Fishing rod holder	Z67868	■	■	■	■	■







SUNRIDER™

ELEGANT AND FUNCTIONAL






The Sunrider range offers the best value for money on the market. It optimizes your time on the water as you embark on an adventure with family and friends.

The versatile equipment and personalized arrangements allow for comfort and ease as you move around the boat. The numerous storage compartments make this an extremely functional boat for all to enjoy!


THE PROS

- ✦ Ultra comfortable navigation thanks to its deep V-shaped hull
- ✦ Large storage capacity for long day trips
- ✦ Optional equipment to adapt to your nautical needs
- ✦ Integrated tank under the deck
- ✦ Available tubes :
 - in Strongan™ Duotex™ (500 – 550 – 650) in Hypalon™ Neoprene™ (550 – 650 – 700)
 - PVC = 2 colour choices, Light Grey or Black 
 - Neo = Light Grey only 
- ✦ Upholstery colour choices :
 - PVC = 3 colour choices: Grey, Beige and Red 
 - Neo = only Beige 
- ✦ Colour choices for the gel coat (650 only) :
 - PVC = White or Grey 
 - Neo = White only 


RANGE

	500	550	650	700
 (m-f)	5,00 16'5"	5,50 18'1"	6,35 20'10"	6,90 22' 8"
 (m-f)	2,10 6'11"	2,18 7'2"	2,45 8'0"	2,54 8' 4"
 (kg-lbs)	310 682	350 772	470 1036	820 1808
 (max)	9	11	13	16
 (max)	70 hp	90 hp	150 hp	250 hp
 (l-gal)	54 14	77 20	77 20	200 53


5 YEAR
warranty*




500



550



650



700

*See the conditions of application with your distributor.

STANDARD EQUIPMENT

HULL

- Deep-V fiberglass hull
- Molded nonslip deck
- One bow ring
- Two stern mooring cleats
- Two stern towing rings
- Access hatch to engine well
- One drain for flushing
- One hull drain hole and plug

LARGE CHOICE OF COLOR

Customize your boat to reflect your personal taste by choosing the color of your buoyancy tube and your upholstery (only 1 color). See page 12

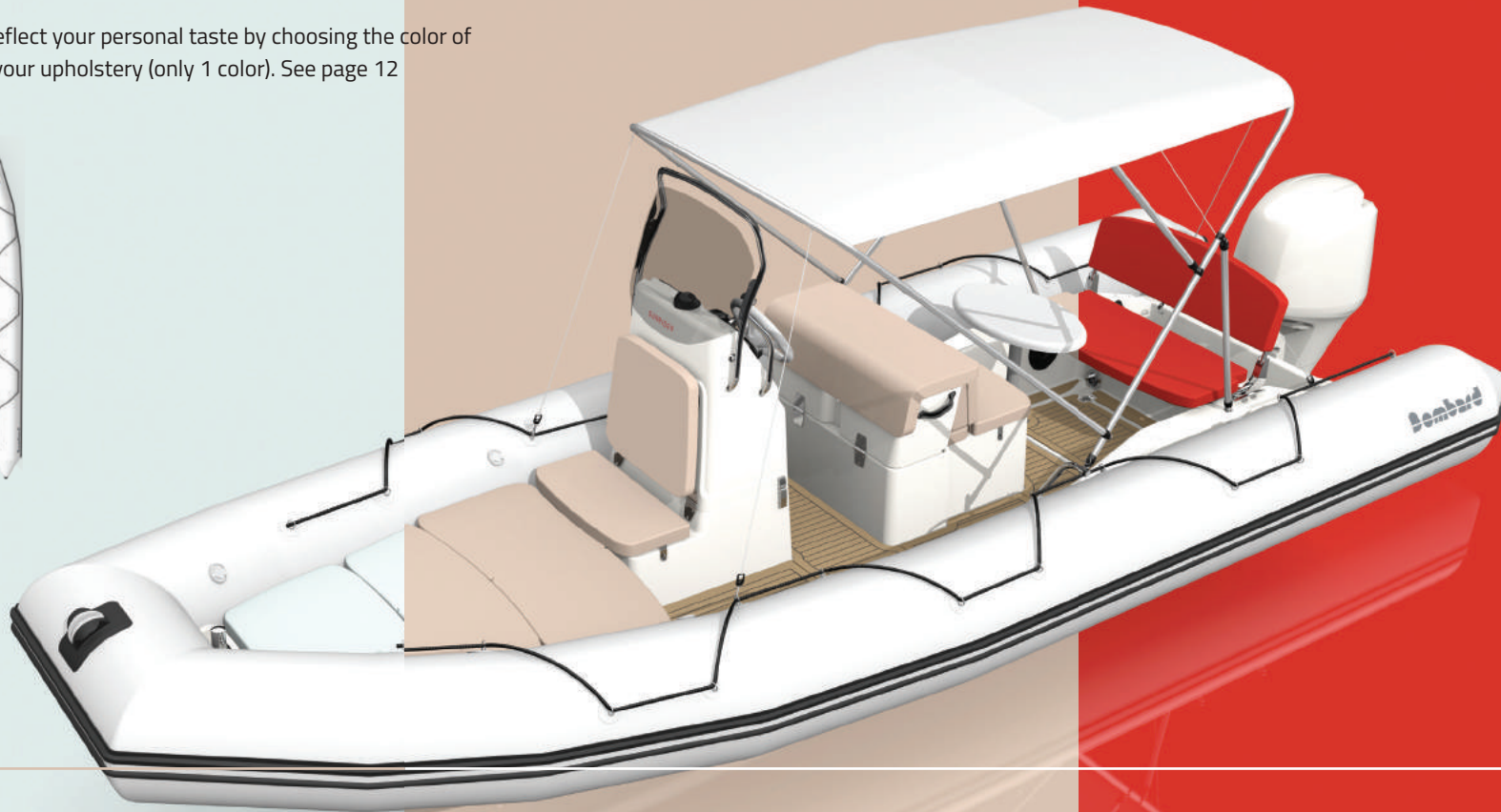


BUOYANCY TUBE

- Strongan™ Duotex™ Fabric 2x1100 decitex (500-550-650), assembled by thermobandage welding. Hypalon™ Néoprène™ option.
- Easy push valve
- Polyamide lashing: exclusive new design
- PVC bow cleat
- Cone reinforcements

OTHER

- 1 central tilting console with: steering wheel, hub and cable, windshield, handrail, front console seat
- 1 separator water / fuel
- 1 bow locker
- 1 seat & locker at the stern
- Two paddles
- One air-pump
- One maintenance tool kit
- One owner's manual
- Swimming ladder



SUNRIDER™

A WIDE COLORS RANGE

Upholstery equipment is available in three different colors: Fire Red, Pebble Beige, and Light Grey. This flexibility allows you to customize your individual Sunrider.

Additionally, you have a wide range of equipment to modify your boat to your specific requirements. Ask your dealer about the variety of choices for your specific boat.

SEATING AND SUNBATHING



**Table kit + sunbathing ext.
Fire**



**Table kit + sunbathing ext.
Light Grey**



**Table kit + sunbathing ext.
Pebble**



Backrest + cushion Fire



Backrest + cushion Light Grey



Backrest + cushion Pebble



**Front sunbathing extension
Fire**



**Front sunbathing extension
Light Grey**



**Front sunbathing extension
Pebble**




**Hecksonnendeck Kit
Fire**



**Hecksonnendeck Kit
Light Grey**



**Hecksonnendeck Kit
Pebble**



Aft sundeck kit

OTHER



Rear square picnic table



Bimini



EVA deck



Ski mast



Rear platforms



Roll Bar



Roll bar 700

ÉQUIPEMENT



	Réf.	500	550	650	700		Réf.	500	550	650	700	
Table kit + sunbathing ext. Fire	Z61839FIR	■				EVA deck	Z62387	■				
	Z61840FIR		■				Z62388		■			
	Z61841FIR			■			Z62389			■		
Sunbathing ext. Fire	Z61842FIR				■	Z62390					■	
Table kit + sunbathing ext. Pebble	Z61839PBL	■				Backrest + cushion Fire	Z67860FIR	■				
	Z61840PBL		■				Z67861FIR		■			
	Z61841PBL			■			Z67862FIR			■		
Sunbathing ext. Pebble	Z61842PBL				■	Z67863FIR					■	
Table kit + sunbathing ext. Light Grey	Z61839LGR	■				Backrest + cushion Pebble	Z67860PBL	■				
	Z61840LGR		■				Z67861PBL		■			
	Z61841LGR			■			Z67862PBL			■		
Sunbathing ext. Light Grey	Z61842LGR				■	Z67863PBL					■	
Rear square picnic table	Z67635				■	Backrest + cushion Light Grey	Z67860LGR	■				
Rear sunbathing kit	Z61842FIR Z61842LGR Z61842PBL	Light Fire			■		Z67861LGR		■			
		Pebble			■		Z67862LGR			■		
		Grey			■	Z67863LGR				■		
Roll bar / Ski Mast Sun 700	Z61440				■	Rear square seat	Fire	Z61850			■	
Ski mast	Z61242	■	■	■	Pebble		Z61851				■	
		Roll Bar	Z1167	■	■		Light Grey	Z61852				■
Rear platforms	Z61716	■			■	Turboswing XXL	Z61573				■	
		Bimini	Z1088 Z61113 Z61620	■	■							
						■						

COMMANDO™

STURDY AND PRECISE

The Commando is a boat designed for action with its rigid keel and aluminium floor. It navigates with power and precision in all circumstances. Not a surprise that it seduces explorers, fishing or spearfishing enthusiasts.

STANDARD EQUIPMENT

HULL

- Rigid keel in 3 articulated elements with quick build up without tools
- Monobloc anodized aluminum deck with rail
- One aluminum engine support plate
- Slots for launching wheels
- Two drains

BUOYANCY TUBE

- Strongan™ Duotex™ fabric 2x1100 decitex
- Assembled by thermobonding welding
- Easy push valve
- Headline lashing
- Deflector antichafing strip with ultra-wide profile
- 2 "D" tow rings
- 2 "D" lift rings
- Four exterior handles
- One front metallic handle
- Cone reinforcements






OTHER

- 2 transport bags with multiple pockets
- Two paddle
- One air-pump
- One maintenance tool kit
- One owner's manual

OPTIONAL EQUIPMENT

- Mini-console on bench
- Bench on rail
- Rigid deck
- Launching wheels

RANGE

	C3	C4	C5
 (m-f)	3,80 12'6"	4,30 14'1"	4,70 15'5"
 (m-f)	1,75 5'9"	1,75 5'9"	1,90 6'3"
 (kg-lbs)	98 216	109 240	128 282
 (max)	6	7	9
 (max)	40 hp	50 hp	60 hp

- Bimini (C4 and C5)
- Mooring cover
- Electric pump with 12V pressure regulator
- Rigid side ladder
- Bravo pressure indicator

2 YEAR
warranty*



C3




C4



C5

COMMANDO



	Ref.	C3	C4	C5
Rigid deck	Z5306	■	■	
Red Buoyancy Tube 			■	
Mooring cover		■	■	■
Mini console red without cable	Z1386	■	■	■
Mini white console without cable	Z1387	■	■	■
Bench on grey rail	Z1255	■	■	■
Rigid side ladder	Z61087	■	■	■
Electric inflator with pressure regulator	Z1423	■	■	■
Kit 2/4 trolleys + strap and carabiners	Z1201 Z1226	■	■	■
Bravo pressure indicator	Z67061	■	■	■

* See the conditions of application with your distributor.

TYPHOON™

SIMPLE AND EFFICIENT

The Typhoon is the perfect boat for the spontaneous explorer. It can be transported in the trunk of your car, then easily set-up once you reach your destination. Once you have launched your Typhoon, you'll be able to navigate the waters comfortably from your boat. The Typhoon is a high quality boat with an excellent price that makes it affordable for any budget.

STANDARD EQUIPMENT

HULL

- Inflatable keel
- Non-slip aluminum floor + aluminum stringers (310-360-420-470 Alu)
- Inflatable removable floor (310 Aero)
- One aluminum engine support plate
- One drain hole & plug

BUOYANCY TUBE

- Plastomer Fabric
- Semi-recessed valve, Bravo type

- Lashing
- Deflector antichafing strip with curved profile
- Pre-mounted additional bench (360-420-470)
- One front handle
- 2 carrying handles (4 for the 360-420 and Alu-470)
- 2 "D" tow rings
- 2 tilting rowlocks (except 420 and 470 Alu)
- Cone reinforcements

OTHER

- One transport bag
- Two reinforced aluminum oars (paddles on 420 and 470 Alu)
- One manual foot air-pump
- One maintenance briefcase
- One owner's manual
- One rowing bench






OPTIONAL EQUIPMENT

- Launching wheels
- Swimming ladder
- Electrical air-pump
- Additional bench (360-420-470)

THE PROS

- Aluminum floor (310-360-420-470 Alu) made rigid by 2 aluminum stringers: the stringers lock the floor elements and offer a flat and stable platform.
- Inflatable and removable floor (310 Aero): high-pressure inflated, it's as rigid and lighter than a traditional floor!
- The inflatable keel helps provide great directional stability as you navigate the waters.
- Semi-recessed valve.
- Rowing bench

RANGE

	310 ALU	310 AEROTEC	360 ALU	420 ALU	470 ALU
 (m-f)	3,10 10'2"	3,10 10'2"	3,60 11'10"	4,20 13'9"	4,70 15'5"
 (m-f)	1,62 5'4"	1,62 5'4"	1,74 5'9"	1,90 6'3"	1,90 5'9"
 (kg-lbs)	45 99	39 86	64 141	85 187	110 243
 (max)	4	4	5	7	8
 (max)	10 hp	8 hp	20 hp	25 hp	40 hp

2 YEAR
warranty*



* See the conditions of application with your distributor.

TECHNICAL SPECIFICATIONS



TYPHOON					COMMANDO		
310 AERO	310 ALU	360 ALU	420 ALU	470 ALU	C3	C4	C5

Dimensions (meters – feet)

Length overall	3,1 - 10'2"	3,1 - 10'2"	3,6 - 11'10"	4,2 - 13'9"	4,7-15'5"	3,8 - 12'6"	4,3 - 14'1"	4,7 - 15'5"
Inside length	1,94 - 6'4"	1,94 - 6'4"	2,33 - 7'8"	2,8 - 9'2"	3,35-10'12"	2,5 - 8'2"	3 - 9'10"	3,2 - 10'6"
Width overall	1,62 - 5'4"	1,62 - 5'4"	1,74 - 5'9"	1,9 - 6'3"	1,9-6'3"	1,75 - 5'9"	1,75 - 5'9"	1,9 - 6'3"
Inside width	0,79 - 2'7"	0,79 - 2'7"	0,88 - 2'11"	0,92 - 3'0"	0,92-3'0"	0,84 - 2'9"	0,84 - 2'9"	0,9 - 2'11"
Buoyancy tube diameter	0,42 - 1'5"	0,42 - 1'5"	0,43 - 1'5"	0,49 - 1'7"	0,49-1'7"	0,455 - 1'6"	0,455 - 1'6"	0,5 - 1'8"

Capacity

Number of passengers (ISO)	4	4	5	7	8	6	7	9
Maximum authorized payload (kg – lbs.)	500 - 1102	500 - 1102	600 - 1322	750 - 1653	900-1984	750 - 1654	870 - 1918	1150 - 2535
Total weight (kg – lbs.)	39 - 86	45 - 99	64 - 141	85 - 187	110-243	98 - 216	109 - 240	128 - 282
Number of airtight compartments	3+1+1	3+1	3+1	5+1	5+1	3	3	4
Design categories	C	C	C	C	C	C	C	C

Engine

Transom length : Short ● Long ■ Extra long X	●	●	●	●	■	●	●	■
Average recommended power (Hp)	5	8	15	15	30	25	30	40
Average recommended power (kW)	4	6	12	12	23	19	23	30
Maximum allowed power (Hp)	8	10	20	25	40	40	50	60
Maximum allowed power (kW)	6	8	15	19	30	30	38	45
Maximum allowed weight of engine (kg-lbs)	42 - 92	52 - 114	52 - 114	72 - 158	72 - 158	98 -216	109 - 240	128 - 282
Maximum speed in mono (km/h – mph)	26 - 16	31 - 19	38 - 24	40 - 25	54-34	56 - 35	59 - 37	60 - 37

Volume (in meters)

Length of hull / 1st bag : buoyancy	1,15	1,15	1,2 - 3'11"	1,3 - 4'3"	1,42-4'8"	1,15 - 3'9"	1,2 - 3'11"	1,3 - 4'3"
Width of hull / 1st bag : buoyancy	0,60	0,6	0,67 - 2'2"	0,75 - 2'6"	0,77-2'6"	0,55 - 1'10"	0,55 - 1'10"	0,54 - 1'9"
Height of hull / 1st bag : buoyancy	0,32	0,32	0,3 - 0'12"	0,3 - 0'12"	0,32-1'1"	0,3 - 0'12"	0,3 - 0'12"	0,32 - 1'1"
Length of the 2nd floor bag	-	NC	1,12 - 3'8"	1,2 - 3'11"	1,2-3'11"	0,98 - 3'3"	0,98 - 3'3"	1,28 - 4'2"
Width of the 2nd floor bag	-	NC	0,77 - 2'6"	0,8 - 2'8"	0,8-2'7"	0,55 - 1'10"	0,55 - 1'10"	0,66 - 2'2"
Height of the 2nd floor bag	-	NC	0,15 - 0'6"	0,16 - 0'6"	0,16-0'6"	0,15 - 0'6"	0,15 - 0'6"	0,22 - 0'9"
Hull angle								



EXPLORER					SUNRIDER			
420	500	550	600	700	500	550	650	700

4.2 - 13' 9"	5,01 - 16'4"	5,5 - 18'1"	5,98 - 19'8"	7 / 22' 8"	5 - 16'5"	5,5 - 18'1"	6,35 - 20'10"	7 / 22' 8"
2.90 - 9'6"	3,6 - 11'10"	4,1 - 13'5"	4,47 - 14'8"	5,71 / 18' 9"	3,77 - 12'4"	4,2 - 13'9"	4,8 - 15'9"	5.71 / 18' 9"
1.90 - 6'3"	2,08 - 6'10"	2,18 - 7'2"	2,47 - 8'1"	2.54 / 8' 4"	2,1 - 6'11"	2,18 - 7'2"	2,45 - 8'0"	2.54 / 8' 4"
0.95 - 3'1"	1,08 - 3'7"	1,18 - 3'10"	1,37 - 4'6"	1.39 / 4'7"	1,1 - 3'7"	1,22 - 4'0"	1,35 - 4'5"	1.39 / 4'7"
0.455	0,5 - 1'8"	0,5 - 1'8"	0,55 - 1'10"	0.575 / 1'11"	0,5 - 1'8"	0,5 - 1'8"	0,55 - 1'10"	0.575 / 1'11"

7	10	14	13	5/16	9	11	5/13	5/16
780	1085 - 2392	1230 - 2712	1580 - 3483	1960 - 4321	1060 - 2337	1157 - 2551	1600 - 3527	1960 - 4321
165 - 364	240 - 528	280 - 617	390 - 860	820 - 1808	310 - 682	350 - 772	470 - 1036	820 - 1808
3	5	5	5	5	5	5	5	5
C	C	C	C	B / C	C	C	C	B / C

■	■	■	×	×	■	■	■	×
30	50	70	90		50	70	90	
	37	53	68			53	68	
50	70	90	150	250*	70	90	150	250
	53	68	112	147,2		68	115	147,2
	59 - 37	68 - 42	84 - 52	77 / 48	58 - 36	67 - 42	78 - 49	77 / 48

3,63 - 11'9"	4,08 - 13'5"	4,63 - 15'2"	5,21 - 17'1"	6,06 - 19'8"	4,04 - 19'8"	4,6 - 15'1"	5,4 - 17'9"	6,06 - 19'8"
1,24 - 4'0"	1,36 - 4'6"	1,42 - 4'8"	1,96 - 6'5"	1,85 - 6'0"	1,28 - 6'0"	1,41 - 4'8"	1,73 - 5'8"	1,85 - 6'0"
0,69 - 2'2"	0,75 - 2'6"	0,8 - 2'8"	1,3 - 4'3"	1,2 - 3'9"	1,66 - 3'9"	1,7 - 5'7"	1,73 - 5'8"	1,2 - 3'9"
19°	22°	27°	20°	24°	22°	26°	21°	24°



The maximal authorized load was computed according to the ISO norm.

This document may make references to registered trademarks from other companies. Such references are purely indicative and do not constitute any commitment. In a constant search for better products, Bombard reserves the right to change or improve the conception or definition of its products at any time, without prior notice and without retroactive effect on the boats built previously.

This document cannot be considered as a contractual document. Non-contractual pictures.

TYPHOON = 2 years of warranty. Check the conditions and geographical application zones with your dealer.


COMMANDO, EXPLORER, SUNRIDER = 5 years of warranty underlying conditions (2 years upon purchase + 3 years upon registration to the Bombard Club). Check the conditions and geographical application zones with your dealer.

Z Nautic reserves the right to modify the characteristics of its products without prior notice (tolerance +/- 3% on dimensions, +/- 5% on weight and speed).

Non-contractual pictures.


Bombard™ is a registered trademark – Copyright
Bombard™. Z Nautic SAS with a capital of 7,095,000€ - SIRET 812 206 340 000 26 APE 4778C
- SIREN 812 206 340 - RCS TOULOUSE VAT N° 81 812 206 340. 2, Chemin de la Val Priout.
31450 AYGUESVIVES - FRANCE.

*Possible twin-engine, contact your dealer



ALAIN BOMBARD
1924 - 2005





Bombard

www.bombard.com