

Petpost!



Tear Stain Wipes **Instruction Guide**

Petpost Tear Stain Wipes' unique blend of plant-oils-and-nothing-else gives them a uniquely gentle power. So far, though, we haven't figured out a way for your dog to wipe their own face.

So your precious little Pickle is suffering from unsightly tear or mucus stains?



Don't worry, it's extremely common in dogs, especially in smaller, white breeds such as the Maltese, Shih Tzu, Westy, Poodles, and Bichon Frise.

Our journey started in August of 2015 when the makers of the leading tear stain removal products were caught by the FDA for containing an unauthorized antibiotic. Angels' Eyes, Angels' Glow, and Pets' Spark were all found to contain the antibiotic tylosin tartrate, which is not approved for use by the FDA in dogs or cats.

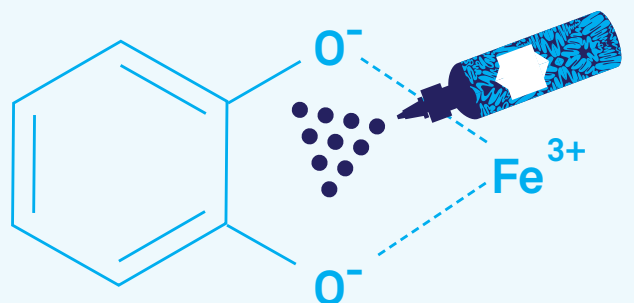
Not only is using chemicals potentially harmful to Sir-Barks-Alot's health, but it is also bad for the environment and the people around you.


Once we realized that there is a problem, that's when we got to work. There must be a safer, better solution to tear stains.

But what causes tear stains?

The root of almost all tear staining is epiphora, which is excessive tear production. The iron rich tears create reddish brown stains underneath a light colored Mr. Fluffy's eyes or mouth, which are usually an unsightly and difficult to maintain nightmare, until now!

Iron rich tears are no match for the power of Petpost!





Follow these instructions to
give Buster some relief from his
embarrassing tear stains.

Here's what you need:

- **Petpost** Tear Stain Wipes
- About 5 minutes
- A Little Bit of Patience

*The Petpost Tear Stain Wipes takes about 6 weeks before you will see full results. To speed up the process, use these wipes in combination with other Petpost tear stain products.

Instructions:

The Petpost Tear Stain Wipes are easy and convenient to use. Follow these instructions and in no time your Biscuit will be sparkly clean and ready to play with the other fur babies on the block.

1. Shake the Tear Stain Remover before using on Toto. A lot of the good stuff that we want on your dog's coat is at the bottom of the jar.
2. Hold Pupernickel's snout steady and gently begin wiping the stained areas. Be careful, your dog's eyeballs are very sensitive, so don't play rough and never touch your dog's eye directly.
3. Gently rub the stained area for 60-120 seconds. Make sure to get off any crust, gunk, dirt, or crud. Be gentle, but thorough. You want to make sure all of the recent tears are gone. Some dogs are unpredictable or do not like their owners to touch their face, so be sure to have a friend help and always give plenty of belly rubs.
4. You can use this product on the fur around the eyes, mouth, nose, or... Well let's just say that you can use this stuff anywhere on the outside of your Polkadot.
5. Use the Petpost Tear Stain wipes daily until the build-up is completely removed, then use 1-2 times a week as maintenance to prevent future staining.
6. This product is not bleach. You will not see immediate results. However, our special formula will prevent and treat stains through regular use. Any stains that are still remaining after the first three weeks of daily use are permanently dyed fur that will need to grow out and be trimmed off. **You should continue using the product for 6 weeks to see the full effect.** After that, regular use will prevent new stains from forming.
7. In no time Snarls Barkley will have clean, fresh fur around the eyes and back to the dog you knew she was!



FAQ:

The Petpost Tear Stain Wipes are pretty straightforward, but there are a few questions that frequently come up. This should help you answer most of the questions that you have.

Q: How long until I see results?

A: Well, that really depends on Fluffer-Nutter's specific situation. Some dog's will see results within two weeks, while others take much longer. We recommend using the product for 4-8 weeks to see the full results. If your dog has permanently dyed fur, you should get a grooming within that time frame and continue using the Tear Stain Wipes to prevent new stains from forming.

Q: I've been using your product for about a week, and I notice that the stains appear to be getting worse.

A: This product works by breaking down the iron rich goop that appears from the corner of your dogs eyes. When there is a lot of dense staining, then there is a possibility that the stains will spread during the first few weeks of using. To minimize this spreading, it is best to use a comb to scrape off any dense clumps of eye mucus before the daily cleaning with this Tear Stain Wipes.

Q: Should I rinse with water after using this product?

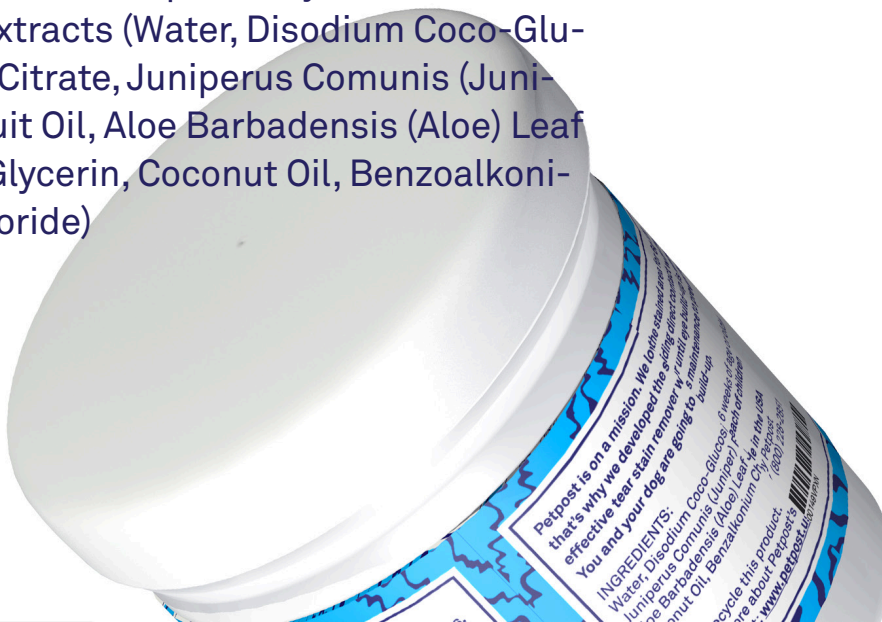
A: Some of our four-legged customers don't like having the residue of this product on their fur because it is slightly greasy and can harden. To avoid this, you can use a warm washcloth to gently rinse the area after treatment.

Q: This product didn't work for me, but I am desperate to get rid of my dog's tear stains - what should I do?

A: This product works for most dogs. In almost every case that this product doesn't work, it is because of inconsistent use, or a lack of commitment to your pet's health. The best thing you can do for your dog is feed high quality, mostly meat foods, use stainless steel bowls, use a tear stain supplement, and use this product daily. If you are consistent and patient - this product will work for you. We are so sure of it, that we offer a 100% money-back guarantee if your dog's tear stains don't improve after following the directions carefully. If you feel like this product did not work for your dog, then just send us an email and we will make it right.


Now that you and Pancake are looking a lot better, here are a few more words of advice:

- Make sure your dog is on a healthy, natural diet with plenty of nutrition. High quality dog food and daily supplement treats can do a lot of good for J.K. Growling's hygiene and overall health.
- Get stainless steel, glass, or porcelain food and water bowls to reduce the amount of toxins that Moxie can consume. Plastic containers can harbor bacteria that may irritate or infect Mr. Snugglepuss.
- Continue using your Petpost Tear Stain Wipes regularly. This product is perfect for preventing future tear stains from forming.
- The ingredients in this product are Naturally Derived Juniper Berry Oil & Coconut & Palm Extracts (Water, Disodium Coco-Glucoside Citrate, Juniperus Communis (Juniper) Fruit Oil, Aloe Barbadensis (Aloe) Leaf Juice, Glycerin, Coconut Oil, Benzoalkonium Chloride)



The loving formula
of **Petpost** Tear
Stain Wipes clean
ugly stains most
effectively in the
hands of an equally
loving person.

From now on,
that'll be you.



Petpost!

**Thanks for supporting our mission to keep
every dog clean, healthy, and happy.**