


# Petpost!



## Wrinkle Wipes Instruction Guide

The naturally-derived ingredients used in **Petpost** Wrinkle Wipes gently clean out the folds in your dog's face to soothe sore skin and prevent irritation.

So far, though, we haven't figured out a way to get your dog to wipe himself.



# Does Your Beautiful Buster Have Sore, Irritated, or Infected Wrinkles?



**Bulldogs, Pugs, and Shar Peis can get moisture trapped in their skin folds, which makes a perfect breeding ground for infection-causing bacteria.**


Does your wrinkly dog suffer from greasy, smelly, sore, irritated, or infected skin folds? Bacteria love a moist environment, which is easily harbored in the folds of your little Pickle. Dirt and debris collect in the creases of your dog's face and body over time, making for a stinky mess that can make your poor dog very uncomfortable.

Most wrinkle cleaners or grooming wipes don't have ingredients like coconut oil and aloe that have natural antibacterial, antifungal and skin soothing properties to help protect your fur baby from skin complications. Don't worry, we are here to help!

## Why care about skin folds?

Dirty or infected wrinkles or skin folds aren't just unsightly and stinky, they can make your poor dog miserable. Fido would rather have you wipe out his wrinkles on a regular basis than deal with an infection. Now, cleaning your dog's wrinkles just got a lot easier!

**Dirty wrinkles are no match for the natural cleaning power of Petpost!**





A close-up photograph of a bulldog's face. The dog's mouth is open, revealing its pink tongue and white teeth. The skin around its eyes and on its face is wrinkled. The background is a plain, light-colored surface.

Follow these instructions to provide instant relief for Duke's wrinkles.

Here's what you need:

- **Petpost** Wrinkle Wipes
- About 5 Minutes
- Some Yummy Treats\*

\* Your Bulldog, Pug, Shar Pei, or other wrinkly dog may not like having their skin folds messed with. Luckily, they're usually happy to cooperate for treats!



# Instructions:

The Petpost Wrinkle Wipes are easy and convenient to use. Follow these instructions to keep Tank's wrinkles clean, free of bacteria, and best of all, not stinky. She'll thank you with lots of slobbery kisses and cuddles.

- 1.** Shake the jar of Petpost Wrinkle Wipes before using one on Maximus, since the good stuff tends to settle to the bottom of the jar.
- 2.** Grab a human friend and Bailey's favorite treats to help. You would probably freak out if somebody started jabbing wet cloths into your face unexpectedly, too.
- 3.** Have your partner hold Princess and distract her with her favorite treats while you gently but thoroughly wipe out every wrinkle on her face and body. Be careful to avoid touching her eyes with the wipes. They're gentle, but not rubbed-on-the-eye gentle. Be sure to pay special attention to any folds that are especially sore.
- 4.** Wipe each skin fold every day for 5-7 days, then use regularly to prevent any buildup of infection-causing bacteria.
- 5.** If there is a lot of excess liquid in the wrinkles, use a dry cloth to gently soak it up – after all, we're trying to keep Rocky's face clean AND dry.
- 6.** Give Zoe lots of love and treats afterwards to reward her for her patience while you jabbed at her face. You want her to have a positive association with the experience so she doesn't run away when she sees you grab the jar.
- 7.** Feel better about yourself for taking the best possible care of your beloved fur child! Biscuit will love you even more for helping him prevent skin irritation and infections!



# FAQ:

The Petpost Wrinkle Wipes are pretty straightforward, but there are a few questions that frequently come up.

**Q: How long until I see results?**

A: Well, that really depends on Bubba's specific situation. If your dog is suffering from a very serious skin infection, it might take up to two weeks of daily use before you see the full results. Other dogs with only minor dryness or irritation will see significant results within the first few uses. We recommend using the product daily until your dog's wrinkles are good as new, then you can lower down your grooming regimen to just a few times per week.

**Q: How do I distract my dog while the Snout Balm soaks in?**

A: Our favorite distraction is simply giving Sweet Pea an extra delicious treat that distracts her for a few minutes. A peanut butter filled bone is a great time consuming treat, but a bully stick or bone will work too. Lily isn't food motivated? How about trying the most coveted form of doggy affection: the belly rub!

**Q: Do these contain chlorhexidine?**

A: Nope! We use natural and non-toxic ingredients. Coconut oil has natural antimicrobial properties, which means it can help clean out your dog's wrinkles without any chemicals.

**Q: Should I wipe with a dry towel after using this product?**

A: If there is alot of excess liquid from the wipes in each fold, then you should certainly wipe it up. We made the cotton wipes for this product thin, so that they won't leave too much moisture behind - so in most cases it is not necessary to use a dry towel.

**Q: Should I rinse with water?**

A: Nope! We want Sarge to absorb as much of the good stuff as possible, so there is no need to rinse!

**Q: This product isn't working for me, what should I do?**

A: This product works for most dogs. In almost every case that this product doesn't work, it is because of inconsistent use. The best thing you can do for your dog is use the Wrinkle Wipes daily and make sure to thoroughly clean every fold on your dog. If you are consistent and patient - this product will work for you! We are so sure of it, that we offer a 100% money-back guarantee if your dog's wrinkles don't improve after following the directions carefully. If you feel like this product did not work for your dog, then send us an email and we will make it right.

# Now that Pupcake's folds are looking and feeling a lot better, here are a few more pieces of advice for you:


- Continue using your Petpost Wrinkle Wipes regularly. This product doesn't just clean your dog's wrinkles, it will also help soothe and protect your pup's skin folds from dryness, irritation, and infection.
- Make sure your dog is on a healthy, natural diet with plenty of nutrition. High-quality dog food and daily supplement treats can do a lot of good for J.K. Growling's hygiene and overall health.
- Get stainless steel, glass, or porcelain food and water bowls to reduce the amount of toxins that Moxie can consume. Plastic containers can harbor bacteria that may irritate or infect Mr. Snugglepuss.
- The ingredients in this product are: Water, Disodium Coco-Glucoside Citrate, Aloe Vera (Aloe Barbadensis) Leaf Juice, Glycerin, Coconut Oil, Fragrance, Phenoxyethanol.



The loving formula in **Petpost** Wrinkle Wipes clean, nourish, and protect your pup's skin folds most effectively in the hands of an equally loving owner.

From now on,  
that'll be you.





# **Petpost!**

**Thanks for supporting our mission to keep every dog clean, healthy, and happy.**