

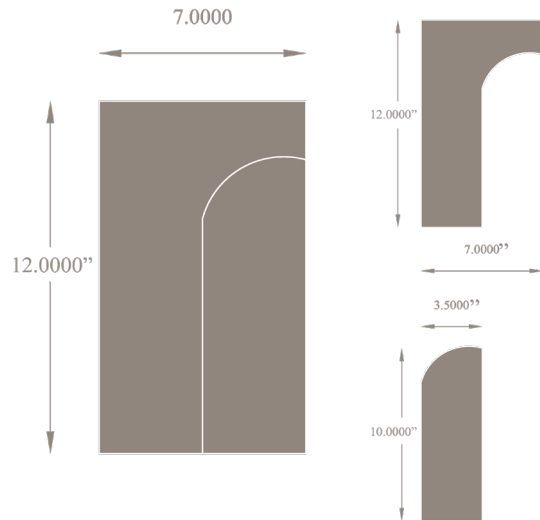
swoop

ENIGMA COLLECTION FOR FLOORS, WALLS & CEILINGS




JAMIE BECKWITH®
COLLECTION

1. PATTERN AND REPEAT



2. LAYOUT SUGGESTIONS



SPECIFICATIONS

WOOD TILE CONSTRUCTION:

Engineered wood.
4mm wear layer over 9 ply substrate.

THICKNESS:

5/8 inches.

REPEAT:

2 Tiles: .583 SF

BOX QUANTITY:

23.32 SF per box.
80 tiles total per box/ 40 repeats.

COVERAGE PER TILE:

Varies

INSTALLATION:

Glue down. (See installation guidelines)
Wood tiles are NOT provided on a mesh or panel backing.

USAGE:

Warranted for Commercial or Residential floors, walls & ceilings.
Not suitable for areas exposed to running water: inside showers, etc.
Not suitable for outdoor applications.

LEADTIME:

6-8 weeks for production.
Expedited options available upon request for an upcharge.

PRICING:

Varies by pattern & wood species.
Multiple stain selections do not affect pricing.

FIRE RATING:

Class C. (Class B available upon request)

STAINING SYSTEM:

Rubio Monocoat hard oil finish - no VOC.
Available unfinished.

LEED CREDITS:

2009 NC/CI MR Credit 5 - Regional Materials
2009 NC/CI IEQ Credit 4.1-4.4 - Low Emitting Finish

***This product may contribute to the achievement of LEED credits, although JBC makes no guarantees of representation of such.

CAD PATTERNS AVAILABLE UPON REQUEST.

Contact your local JBC representative.

3. SPECIES



Plain White Oak

Walnut



Quarter White

4. STAINS

AVAILABLE ON WHITE OAK SPECIES



Polished Amber

Dolphin

Smokey Quartz

Black Onyx

Grey Moonstone

Pickled Pearl


Mist

Gris

Slate

Sapphire

AVAILABLE ON WALNUT SPECIES:



Polished Amber

Dolphin

Smokey Quartz

Black Onyx

Grey Moonstone

Pickled Pearl

Mist

Sapphire