



three dimmable led lights

Choose from neutral white, soft white and natural daylight. These 3 dimmable light settings simulate day, evening, and home, so you can look good wherever you are.

two mirrors

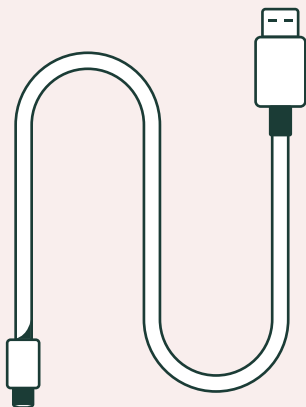

1x and 10x magnification made from premium quality glass. The dual magnification lets you choose between a detailed view or a full view of your reflection.

ready-to-go


With a 5" diameter, Taylor is light enough to carry around in your purse, luggage or bag for easy access.

eco-friendly power

Taylor is designed with a rechargeable battery that lasts up to 10 hours with a full charge to reduce waste and save power.




Let's get it started



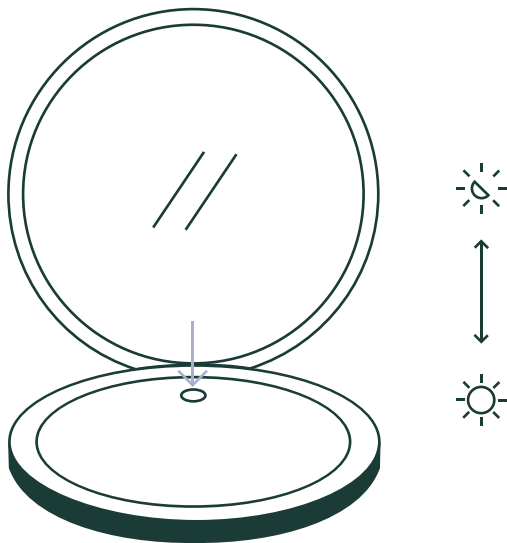
01 / We recommend charging Taylor when you first receive it to ensure the battery is fully powered. Follow the instructions in the Stay Powered section to read how.

Let's get it started




02 / To turn on the LED lights, simply open the mirror. To cycle through the three light settings, tap on the power button. Taylor will remember the last setting you used when you power it back on.

Let's get it started






03 / Holding down the touch button will dim or brighten the light. The light is dimmable for every setting.

Let's get it started



04 / Double tap on the touch button to turn off the lights on the Taylor. The lights will also automatically turn off after 15 minutes of continuous usage to conserve power.

Lighting



Neutral White / True neutral white (no red or blue hues), is recommended for getting photo-ready.



Soft White / This warmer hue (free of blue light) is perfect for creating a makeup look for an evening occasion like a date night or for night-time skincare routines to help ease you into sleep.



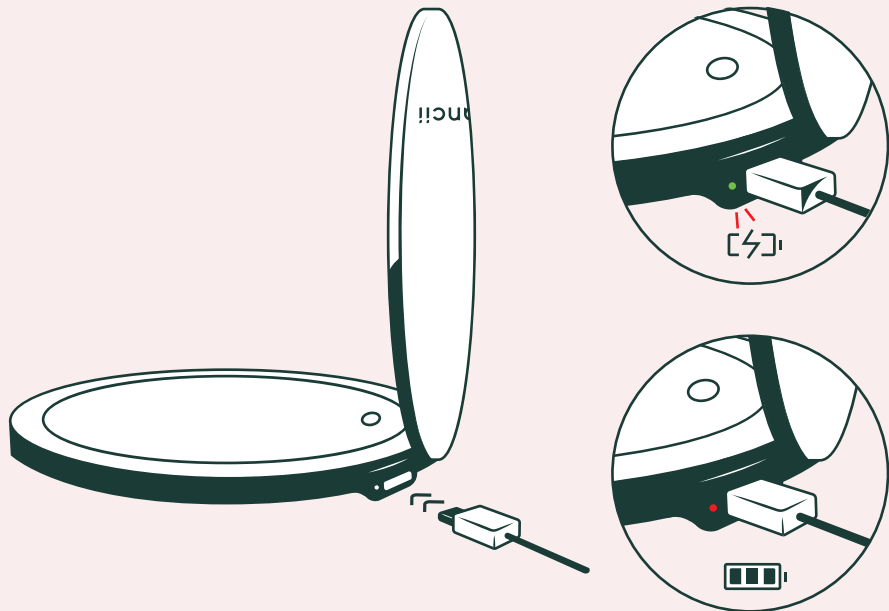
Natural Daylight / All-round ideal light for daytime makeup as it simulates natural daylight.

Stay Powered



01 / You will find the USB-C port located at the right side of the Taylor. Insert the cord and connect the other end to a power source. The battery takes approximately 2 hours to fully charge.

Stay Powered



02 / When charging, the indicator light will flash red and flash green when fully charged.

Warnings

- 1/ Keep this product away from young children and pets.
- 2/ The mirror is not waterproof. To protect against electrical hazards, do not use it in the bath or shower.
- 3/ Do not place the mirror in direct sunlight. Reflection of direct sunlight by the mirror could cause a fire.
- 4/ Use this mirror only for its intended purpose.
- 5/ This product contains glass and may shatter if dropped. Handle with care.
- 6/ This product contains a lithium battery and should be recycled or disposed of according to state and local guidelines.

Battery Disposal

Note: Opening and disassembling the device will void its warranty. The process is not reversible. This action must only be undertaken when the device is ready to be disposed of.

All batteries should be recycled or disposed of as per state or local guidelines, and should not be thrown away in household waste. To remove the battery, you need to disassemble the unit and carefully extract the lithium battery. Wear gloves during this process for your safety. Do not dispose of it in a fire as the battery will likely explode and cause injury.

want

Free

fancii?

Share photos of you using your Fancii product
with the hashtag #FanciiFam

Send in before and after photos

to our email: results@fancii.com

@FanciiCo



————— *as featured in* —————

allure

GLAMOUR

VOGUE

fancii

**Good-bye
Boring Beauty
Routine!**

fancii