


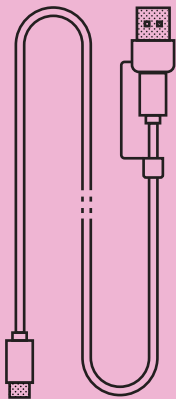

fancii

**Good-bye**  
**Boring**  
Beauty  
Routine!

# Made with eco-friendly plastics



Mica is made with eco-friendly plastics so that we can all do our part to shrink carbon footprint and help combat climate change.



## Wired & Wireless Charging

With the built-in 5000 mAh portable wireless charger, you carry the power to keep your phone charged at all times.

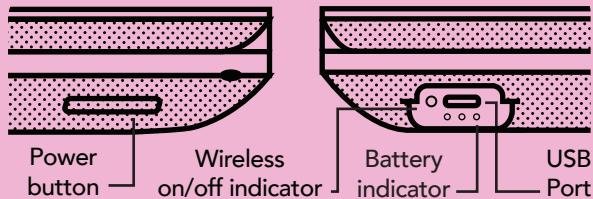
## Three Dimmable LED Light Settings

Choose from natural daylight, soft white, and neutral white to simulate any light environment for optimal makeup and skincare application.

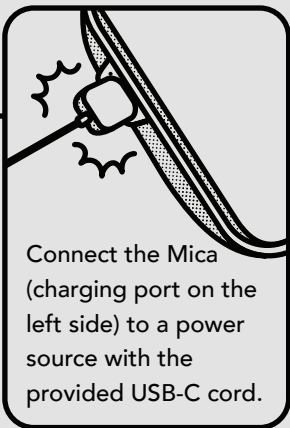

## Dual Magnification

See a full reflection of your face and a closer, more detailed view with 1X and 3X mirrors.

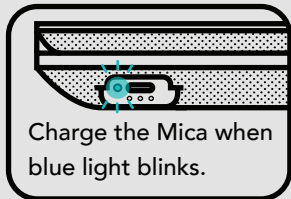
## Functions



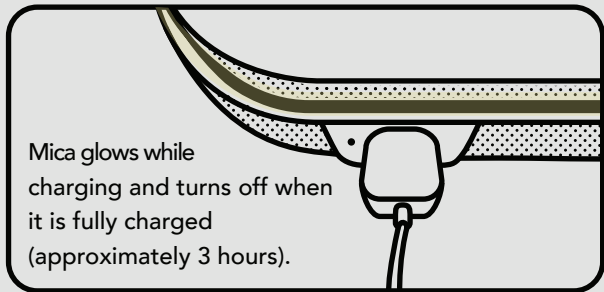
# Charging Mica



Connect the Mica (charging port on the left side) to a power source with the provided USB-C cord.



Charge the Mica when blue light blinks.



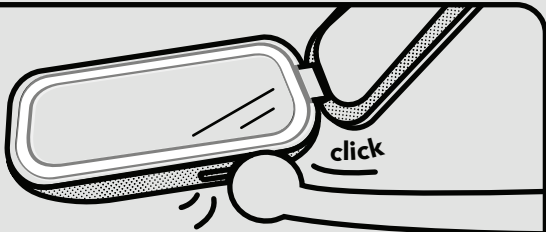
Mica glows while charging and turns off when it is fully charged (approximately 3 hours).

# Light Settings

With a CRI (color rendering index) of 90, you're seeing a color-accurate reflection of your skin to apply the right makeup and use the optimal skincare.

Choose from the three light settings to simulate the light environment.

Press the power button to cycle through the three light settings.



## **Natural Daylight (6000k)**

All-round ideal light for daytime makeup as it simulates natural daylight.



### **Soft White (3500k)**

This warmer hue (free of blue light) is perfect for night-time skincare routines to help ease you into sleep.

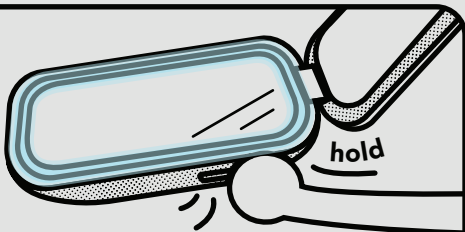


### **Neutral White (5000k)**

Neutral White (5000k) - True neutral white (no red or blue hues) is recommended for fine details like tweezing or getting photo-ready.



Mica remembers the last setting used when you power it back on.



Press and hold the power button to dim or brighten the light in any settings.

Z z z



Triple tap on the power button to switch the light off, or it turns off automatically after 30 minutes of use to conserve power.

**With the built-in 5000 mAh portable wireless charger, you carry the power to keep your phone charged at all times.**

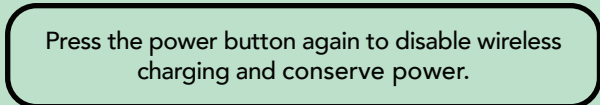

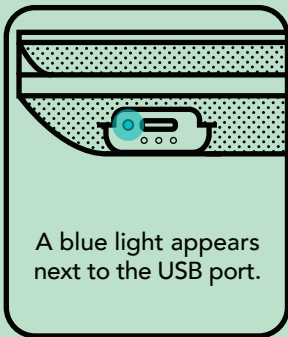
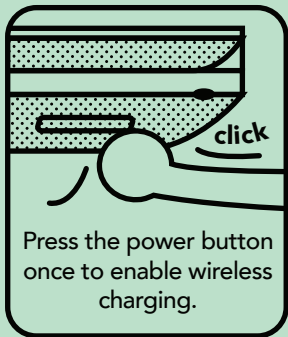


Chapter 3

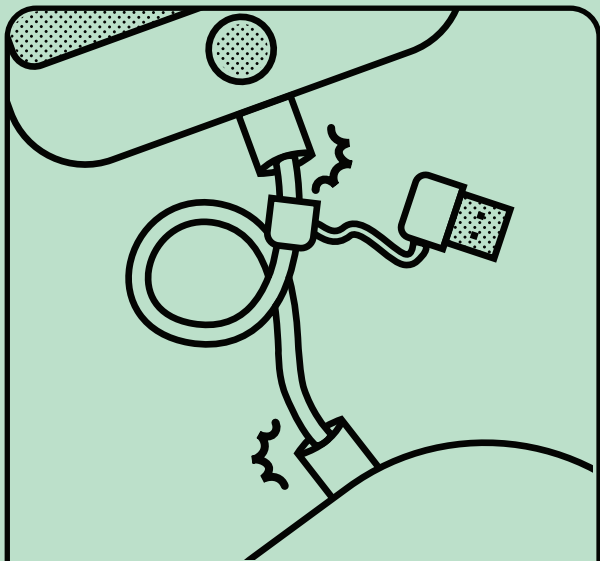
# Wired & Wireless Charging



# Wireless Charging



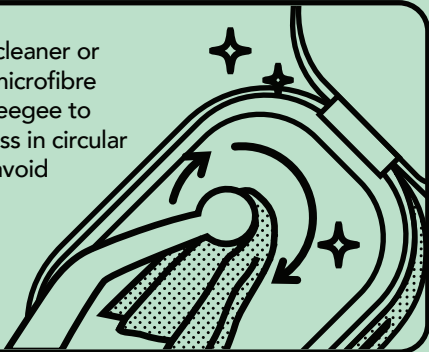
# Wired Charging



Connect the provided cable to USB-C port on Mica and start charging.

# Cleaning Mica

Use a glass cleaner or water on a microfibre cloth or squeegee to wipe the glass in circular motions to avoid smears.



Wipe down the rest of the compact with a slightly damp cloth.



# Warning

1. Not suitable as a toy for children and pets.
2. This product contains glass and may shatter if dropped. Handle with care.
3. Do not place the mirror in direct sunlight. Reflection of direct sunlight by the mirror could cause a fire.
4. This mirror is not waterproof. To protect against electrical hazards, keep away from water.
5. Do not let the mirror or battery overheat while charging. Mica will increase in heat while charging and will automatically turn off wireless charging if temperature reaches 55°C / 131° F. Once the device has cooled to below 50° C / 122° F, wireless charging will resume.
6. Keep the device away from metal objects while charging. Use this mirror only for its intended purpose.
7. Batteries should be recycled or disposed of as per state or local guidelines.
8. Cleaning and user maintenance may not be carried out by children without supervision.

## Battery Disposal

Note: Opening and disassembling the device will void its warranty. The process is not reversible. This action must only be undertaken when the device is ready to be disposed of. All batteries should be recycled or disposed of as per state or local guidelines, and should not be thrown away in household waste. To remove the battery, cut open the silicone plastic shell and carefully remove the lithium battery. Wear gloves during this process for your safety. Do not dispose of in a fire as the battery will likely explode and cause injury.

## Here to Help

We pride ourselves on providing premium beauty tools which is why all of our products are backed by a 2-year warranty. If you have any questions or need further assistance, you can send us an email ([support@fancii.com](mailto:support@fancii.com)), connect with us on Live Chat or give us a call (1800-285-0183)! Our friendly support team is here to help.

Visit [manuals.fancii.com](https://manuals.fancii.com) for online manuals.

fancii