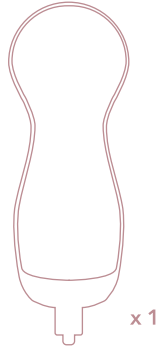
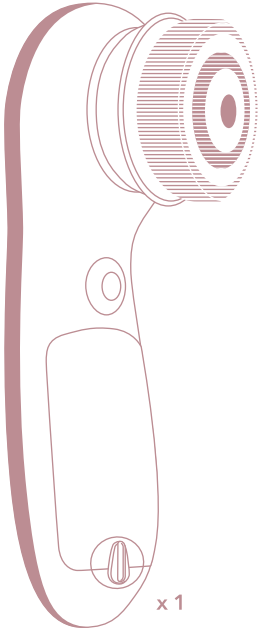


CORA⁷

CONTENTS



FEATURES

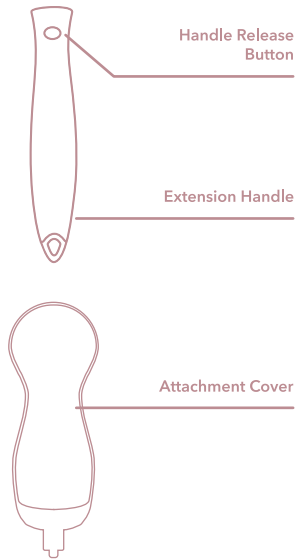
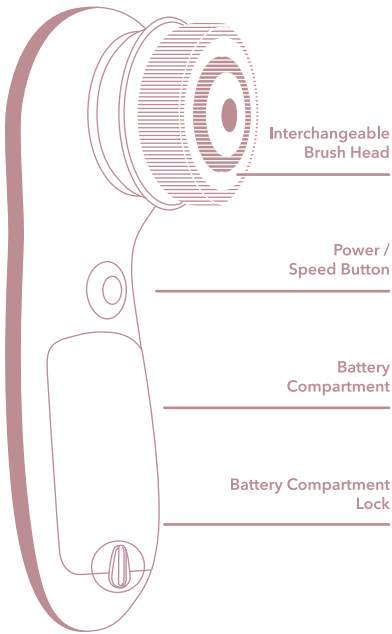
TWO SPEEDS / Adjust the speed setting of Cora to choose between a gentle cleanse and a deep pore exfoliation. Tackle your skin care goals easily and effectively.

SIX BRUSHES / Facial Cleansing Brush, Large Body Brush, Silicone Brush, Exfoliating Foam Head, Rolling Massage Head, and Pumice Stone.

SUPERIOR CLEANSING / Cora effectively removes makeup, dirt, and excess oil from pores six times better than cleansing with hands alone for healthier looking skin.

HEAD TO TOE / Use the handle extender to massage, exfoliate and clean hard to reach places. Use the specially designed Large Body Brush to refresh your skin and the pumice stone for an effortless at-home pedicure.

FUNCTIONS



BRUSH HEADS



DAILY CLEANSING BRUSH

The ultra-soft nylon bristles are perfect for gentle daily cleansing when paired with your cleanser. It helps to remove makeup, dirt and excess oil from the skin to leave it looking fresh and healthy.



PUMICE STONE

Gently and effectively buffs away dead skin with ease, revealing softer, smoother skin on your hands and feet.



FOAM BRUSH

Use with a microdermabrasion product to deeply exfoliate face and body.




MASSAGE HEAD

Improves blood circulation and skin elasticity which stimulates collagen reproduction, reduces fine lines and the appearance of cellulite.



SILICONE BRUSH

With short, flexible silicone bristles, this brush head offers a softer cleansing option for people with dry or sensitive skin when used on the lowest speed setting. It can also help massage in skincare products or remove face masks thanks to its easily washable bristles.



LARGE BODY BRUSH

Similar to the cleansing brush, the Large Body Brush has more bristles and surface area to effectively clean your body for softer skin.

EXTENSION HANDLE



100% waterproof, this extension handle easily clips onto the end of the cover to allow for easier access to your back and other hard to reach areas.

LET'S BEGIN

ASSEMBLE & TURN IT ON

- 1 /** Tie or pin your hair away from your face to avoid it getting tangled in the device.
- 2 /** Select the brush head of your choice and attach it to the devices' head by pushing it firmly until you hear a click.
- 3 /** Dampen skin and brush head with water (cleansing with a dry brush head may cause skin irritation). Apply preferred cleanser or body wash to the skin.
- 4 /** To attach the extension handle place the attachment cover over the back of the device and slide the handle into the connecting piece, until you hear a click. To remove the extension handle, press the handle release button and slide the two pieces apart in one motion.
- 5 /** Turn ON device and select suitable speed. Press the ON/OFF switch ONCE for gentle cleansing (LOW), TWICE for deep cleansing (HIGH), and THREE TIMES to turn the device off.
- 6 /** Gently massage your face or body in circular motions with the device for approximately 60 seconds.
NOTE: Gently glide the brush over the skin surface. Pressing too hard will obstruct the motion, reduce the effectiveness and could cause irritation.
- 7 /** Press the power button three times to turn off the device. Rinse the brush head with water and let air dry.

CLEANING & MAINTENANCE

- 1 /** After each use, run warm water over brush head(s) and wash gently between the bristles. Use a damp cloth to clean the main unit. Allow cleansing unit and brush heads to air dry before packing away.
- 2 /** Store device and attachments in the travel bag when not in use to keep them clean and protected.
- 3 /** Dermatologists recommend replacing brush heads every two to three months or when bristles appear worn and can no longer be restored to their original shape.

STAY POWERED

- 1 / Remove the battery compartment by sliding the lock to one side.
- 2 / Take out the old batteries and replace with two AA batteries (not included) ensuring they're facing the correct way.
- 3 / Replace the battery compartment and slide the lock back into place.

You can purchase individual brush heads at www.fancii.com.

WARNINGS

- 1 / Keep away from children.
- 2 / Do not use this product on inflamed, swollen, broken or irritated skin.
- 3 / Do not attempt to disassemble the device.
- 4 / This product should not be used by individuals with poor blood circulation or skin sensitivities.
- 5 / Do not use this product if you suffer from a physical condition that would limit your ability to operate the controls.
- 6 / This product is not a replacement for medical care and is not recommended for commercial use.
- 7 / Do not use this product on your skin for longer than 5 minutes at any one time.
- 8 / This product is intended for the face only. Avoid contact with the eye area.
- 9 / Do not submerge device under water.

HERE TO HELP

We pride ourselves on providing premium beauty tools which is why all of our products are backed by a 24-month warranty. If you have any questions or need further assistance, you can send us an email, connect with us on Live Chat or give us a call! Our friendly support team is here to help.



1-800-285-0183



support@fancii.com



Live online chat at:
fancii.com

Pour l'enseignement en français, veuillez visiter:
Für Deutschunterricht besuchen Sie bitte
Per istruzioni in italiano, visitare
Para la instrucción de español, visite

manuals.fancii.com

fancii

Come find us on



#FanciiAF @FanciiCo