

fancii

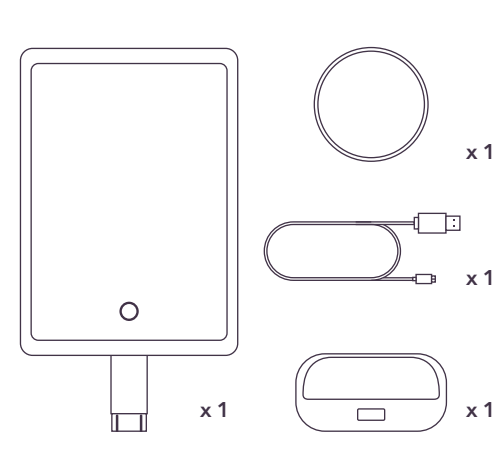
AURA

Come find us on



#FanciiAF @FanciiCo

CONTENTS



FEATURES

TRIO OF LED LIGHTS / Choose from soft white, neutral white, and natural daylight. These 3 dimmable light settings simulate day, evening, and home, so you can feel confident wherever you are.

EXCEPTIONAL CLARITY / Two glass mirrors - 1x normal view and 15x magnified detachable mirror offering both a full reflection of your face and a closer, more detailed view.

180° ROTATION / 180-degree swivel provides both horizontal and vertical rotation for portrait or landscape viewing. Tilt the mirror forward or backward to capture your perfect angle.

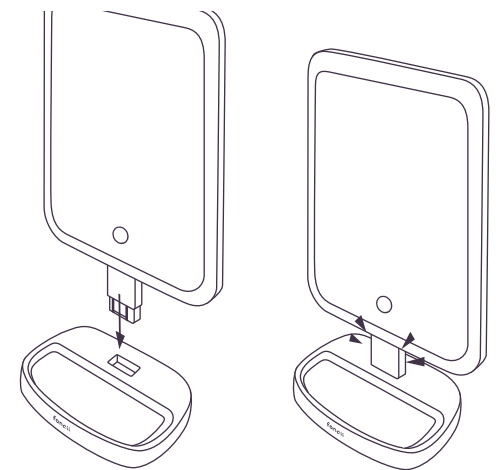
COMPACT DESIGN / The lightweight and cord-free design makes this the perfect travel companion. Powered by 4 AA batteries or a USB cable (included).

LET'S BEGIN

ASSEMBLE

- 1 / Assemble the product by inserting the long neck into the base until you hear a click.
- 2 / The main mirror is fully adjustable. The mirror can be tilted 180° front to back and also rotated for

ASSEMBLY

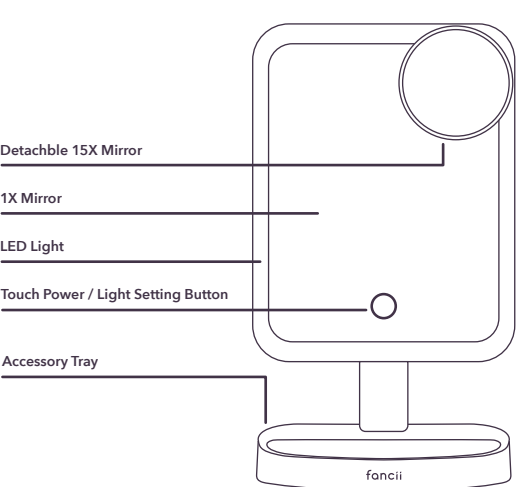


- horizontal and vertical use. The 15x circular suction mirror is perfect for viewing fine details, and can easily be disconnected from the main mirror. Use the base tray to store hair ties, hair pins, jewelry, and more.
- 3 / Disassembling the base is easy, which makes traveling with your mirror easy too! Simply hold the stand of the mirror, wiggle it from side to side and gently pull the main mirror upwards away from the base.

POWERING UP

- 1 / Ensure the USB plug is attached to the mirror and plugged into a reliable power source (such as a computer or USB adapter). 4 AA Batteries (not included) may also be used instead. When a USB power source is connected, installed batteries will not be used.
- 2 / Push the **power saving button** on the back of the mirror.
- 3 / Turn the LED light on by tapping the **touch power / light setting button** on the front of the mirror.
- 4 / The LED light can be operated in three color temperatures: (Touch the power button once for warm white light, twice for neutral white light, and three times for daylight)

MIRROR FUNCTIONS



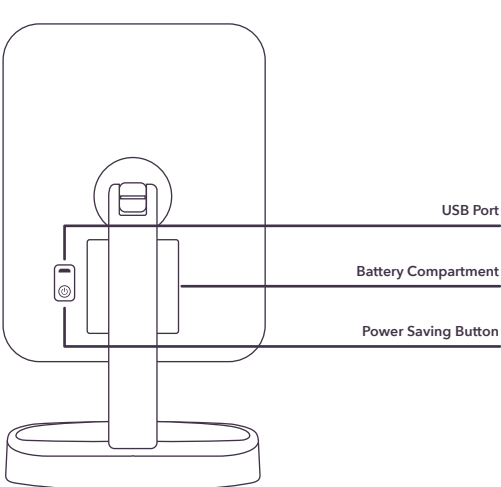
- Note:** Touching the power button a fourth time will turn the light off. Alternatively, the light will automatically turn off after 30 minutes.
- 5 / Holding down the **touch power / light setting button** will cause the light to dim or brighten. The light is dimmable in every setting.
 - 6 / Push the **power saving button** on the back of the mirror when not in use to conserve power.

STAY POWERED

- 1 / The battery compartment is located on the back of the main mirror. Pinch the tab cover and lift upwards.
- 2 / Insert four (4) AA batteries (not included) into the battery compartment paying special attention to the orientation.
- 3 / Once the batteries have been inserted, replace the battery compartment cover and gently press until you hear a click.

WARNINGS


- 1 / Keep away from children and pets.
- 2 / The mirror is not waterproof. To protect against electrical hazards, do not use in the bath or shower.



- 3 / Do not place the mirror in direct sunlight. Reflection of direct sunlight by the mirror could cause a fire.
- 4 / Use this mirror only for its intended purpose.
- 5 / This product contains glass and may shatter if dropped. Handle with care.
- 6 / Batteries should be recycled or disposed as per state or local guidelines.

HERE TO HELP

We pride ourselves on providing premium beauty tools which is why all of our products are backed by a 24-month warranty. If you have any questions or need further assistance, you can send us an email, connect with us on Live Chat or give us a call! Our friendly support team is here to help.

 1 • 800 • 285 • 0183

 support@fancii.com

 Live online chat at:
fancii.com