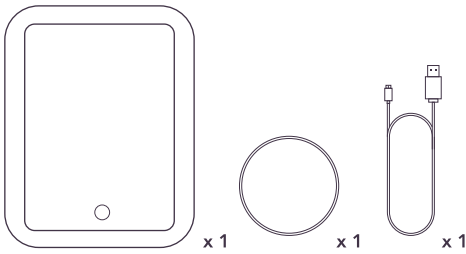
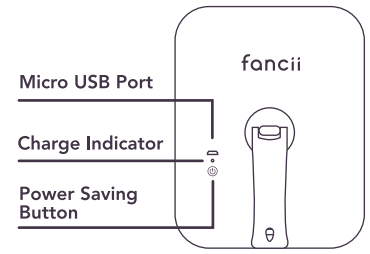
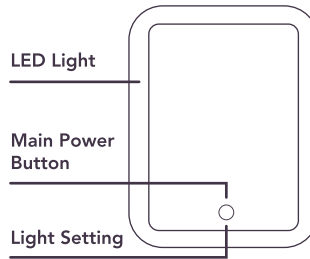


CONTENTS



MIRROR FUNCTIONS



FEATURES

Trio of LED Lights / Choose from soft warm, neutral white, and natural daylight. These 3 dimmable light settings simulate day, evening, and home, so you can feel confident wherever you are.

Exceptional Clarity / Two glass mirrors - 1X normal view and 10X magnified detachable mirror. See a large, crystal-clear full reflection of your face and a closer, more detailed view in the smaller mirror.

Kickstand / Position the mirror vertically or horizontally with the rotating kickstand at the back. Achieve the perfect angle for all your skincare and makeup needs no matter where you place it.

Eco-Friendly Power / Aura GO 2 is designed with a rechargeable battery to reduce waste, save power, and save you money on expensive replacement batteries.

Our LED lights closely simulate daytime sunlight providing you with true-to-life color-correct details. Our long-lasting LED lights, unlike traditional incandescent bulbs, won't burn out or diminish and have a lifespan of up to 50,000 hours.

Aura GO 2 has been designed with a built-in timer, to automatically shut off the LED lights after 30 minutes. So, if you find yourself in a rush, or forget to press the button, you won't have to worry about your battery charge running down.

LIGHTS

Light 1 - Soft White / Perfect for creating a makeup look for an evening occasion like a date night.

Light 2 - Neutral White / True neutral white (no red nor blue hues), use this setting to get photo ready.

Light 3 - Natural Daylight / All-around ideal light for daytime makeup as it simulates natural daylight.

LET'S BEGIN

ASSEMBLE

Aura GO 2 is fully assembled when you receive it. You will notice that the kickstand on the back can rotate to accommodate horizontal or vertical positioning. The 10X circular suction mirror is perfect for viewing fine details, and can easily be attached and detached from the main mirror using the suction cups.

TURN IT ON

1 / We recommend charging your Aura GO 2 when you first receive it to ensure the battery is fully powered. Follow the instructions in the **Stay Powered** section to know how.

2 / To turn the LED lights on, press the **power saving button** located at the back.

3 / Tap the **main power button** on the front of the mirror if lights do not automatically turn on.

4 / The LED lights can be operated in three color temperatures: (Touch the **main power button** once for warm white light, twice for neutral white light, and three times for daylight)

Note: Touching the **main power button** a fourth time will turn the light off. Alternatively, the light will automatically turn off after 30 minutes.

5 / Holding down the **main power button** will cause the light to dim or brighten. The light is dimmable in every setting.

6 / Push the **power saving button** at the back of the mirror when not in use to conserve power.

STAY POWERED

1 / Use the USB cord provided to charge the battery.

2 / You will find the Micro USB port located on the back of Aura GO 2 above the power button. Attach the USB cable and connect the other end to a power source. The battery takes approx 2.5 hours to fully charge.

3 / When charging, the light at the back of Aura GO 2 will flash red, when fully charged, it will flash green.

WARNINGS

1 / Keep this product away from young children and pets.

2 / The mirror is not waterproof. To protect against electrical hazards, do not use in the bath or shower.

3 / Do not place the mirror in direct sunlight. Reflection of direct sunlight by the mirror could cause a fire.

4 / Use this mirror only for its intended purpose.

5 / This product contains glass and may shatter if dropped. Handle with care.

BATTERY DISPOSAL

Note: Opening and disassembling the device will void its warranty. The process is not reversible.

This action must only be undertaken when the device is ready to be disposed of.

All batteries should be recycled or disposed of as per state or local guidelines, and should not be thrown away in household waste. To remove the battery, cut open the silicone plastic shell and carefully remove the lithium battery. Wear gloves during this process for your safety. Do not dispose of in a fire as the battery will likely explode and cause injury.

HERE TO HELP

We pride ourselves on providing premium beauty tools which is why all of our products are backed by a 24-month warranty. If you have any questions or need further assistance, you can send us an email, connect with us on live chat or give us a call! Our friendly support team is here to help.



1-800-285-0183



support@fancii.com



Live online chat at: [fancii.com](https://www.fancii.com)

AURA^{GO2}