

Industrial Batteries / Network Power

Sprinter P / XP



»Reliable power for
increased security«



Industrial Batteries

The powerful range of Network Power

Energy storage solutions for critical systems that require uninterrupted power supply. GNB® Industrial Power offers powerful batteries for your individual needs. The below table is only indicative and depends on customers' specific applications. For more information please ask a GNB sales representative.

Applications	Battery ranges																		
	Sonnenschein						Marathon		Sprinter			Absolyte	Powerfit	Classic					
	A400/A600	A400 FT	A500	A700	Solar	RAIL	M FT	M/L/XL	S	P/XP	XP-FT	GP/GX	S200/S300	GRoE	OCSM	OPzS	Energy Bloc/OGi	Solar	rail
Telecom	●	●	●	●			●	●	●	●	●	●			●	●	●		
UPS		●	●	●			●	●	●	●	●	●			●		●		
Emergency lighting	●		●				●		●				●			●	●		
Security	●		●	●					●				●		●	●			
Utility	●	●		●			●	●	●	●	●	●		●	●	●	●		
Railways	●	●	●	●		●	●	●	●	●	●	●			●		●		●
Photovoltaic					●							●						●	
Universal	●	●	●	●			●	●	●	●	●	●	●		●	●	●		

The GNB Network Power brand overview

ABSOLYTE™ **MARATHON™** > VRLA batteries (Valve Regulated Lead Acid) in which the electrolyte is fixed in an absorbent glass mat (AGM)
Sprinter® **Powerfit™** > Excellent high current capability
 > Very economical
 > Maintenance-free (no topping up)

> VRLA batteries (Valve Regulated Lead Acid) in which the electrolyte is fixed in a gel (dryfit technology)
 > Inventor of Gel technology
 > Highest reliability, even in non-optimal conditions
 > Particularly suitable for cyclic applications
 > Maintenance-free (no topping up)

Classic™ > Conventional lead-acid batteries with liquid electrolyte
 > Extreme reliability, proven over decades
 > Low maintenance



Further information about service is available on page 10

Sprinter P/XP

Maximized power density for highest requirements

The extremely powerful, compact AGM batteries of the Sprinter P and Sprinter XP series are an ideal energy source for uninterrupted power supply and are particularly good in UPS applications and other security systems. GNB's experience and innovation with VRLA technology makes Sprinter batteries the preferred choice for high rate emergency battery backup.

Your benefits:

- > **Excellent high current performance** – optimised for short discharge time
- > **Low self discharge rate** – extended storage capability
- > **Very short recharge time** – high availability
- > **Optimal power density** – saves floor space
- > **Completely recyclable** – low CO₂ footprint



Specifications:

- > Maintenance-free (no topping up) during the whole service life
- > High-Compression Absorbent Glass Mat (AGM) technology
- > Power (10 minutes) from 791 – 3400 watt
- > Design life: »10-12 Years – High Performance« according to EUROBAT classification
- > Available as standard or flame retardant version (UL 94-V0)
- > Designed in accordance with IEC 60896-21/-22
- > Approval: UL (Underwriter Laboratories)
- > Grid plates with superior lead calcium alloy for excellent corrosion resistance
- > Very low gassing due to internal gas recombination (99% efficiency)
- > No restrictions for rail, road, sea and air transportation (IATA, DGR clause A67) – trouble-free transportation of operational blocks
- > Manufactured in Europe in our ISO 9001 certified production plants



10-12 years
– High
Performance



Nominal
capacity
24.0 – 195 Ah



Block battery



Grid plate



Recyclable



Valve regulated
lead-acid
batteries



Maintenance
free (no
topping up)



Special high
current
performance

Sprinter P/XP

Technical data

Technical characteristics and data

Type	Part number	Nom. voltage V	Power 10 min 1.60 Vpc 25°C W/block	Nominal capacity C_{10} 1.80 Vpc 25°C Ah	Length (l) max. mm	Width (b/w) max. mm	Height (h1) max. mm	Height incl. connectors (h2) max. mm	Weight approx. kg	Internal resistance mOhm	Short circuit current A	Terminal
P6V1700	NAPW061700HP0MC	6	2210	122	273	167	191	191	25.0	1.80	3416	M-M8
XP6V2800	NAXP062800HP0FA	6	2780	195	309	172	223	241	32.6	1.60	3828	F-M6
P12V600	NAPW120600HP0MA	12	791	24.0	169	128	175	175	9.50	15.4	824	M-M6
P12V875	NAPW120875HP0MC	12	1157	41.0	200	169	176	176	14.5	10.6	1178	M-M6
XP12V1800	NAXP121800HP0FA	12	1840	56.4	220	172	219	235	22.5	8.10	1558	F-M6
XP12V2500	NAXP122500HP0FA	12	2450	69.5	262	172	223	239	27.7	6.20	2046	F-M6
XP12V3000	NAXP123000HP0FA	12	3040	92.8	309	172	223	239	32.8	5.20	2425	F-M6
NEW XP12V3400	NAXP123400HP0FA	12	3400	105	351	172	223	239	36.0	4.50	2767	F-M6

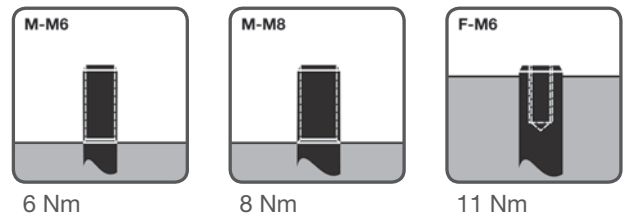
P12V600, P12V875 and XP12V2500 with VdS approval.

Container, terminal and torque

- > **Container:** - UL 94-HB = Polypropylene (PP)
- UL 94-V0 = Polypropylene (PP)

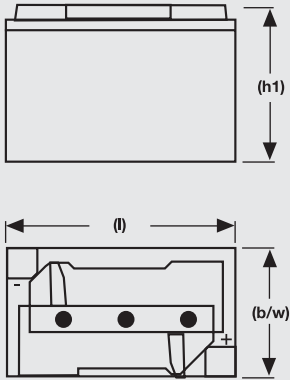
Figures are also valid for UL 94-V0 version.
Change »H« to »V« in the part number. E.g.:

- > **Standard:** NAXP122500 **H** P0FA
- > **UL 94-V0:** NAXP122500 **V** P0FA

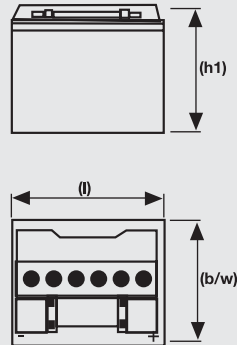


Sprinter P/XP
Drawings

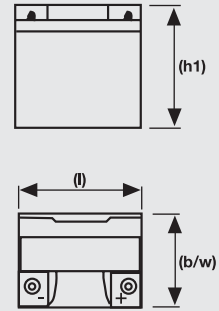
P6V1700



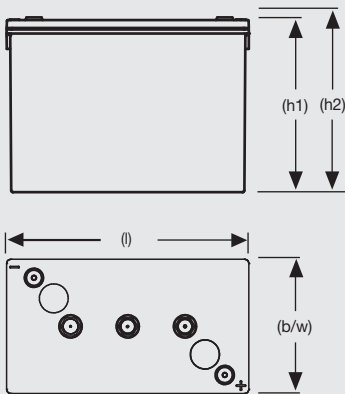
P12V875



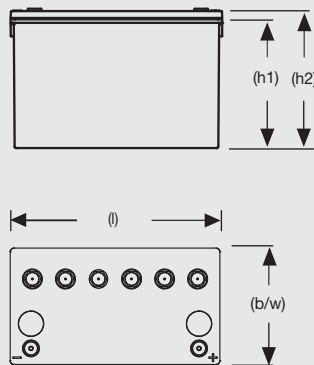
P12V600



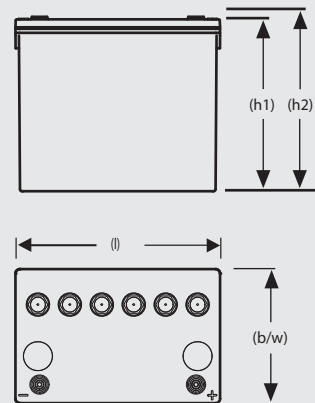
XP6V2800



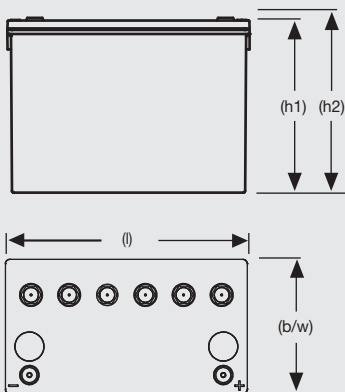
XP12V1800



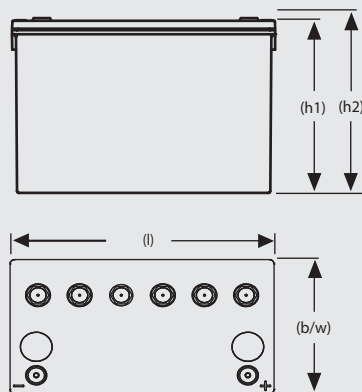
XP12V2500



XP12V3000



XP12V3400



Not to scale!

Sprinter P/XP

Constant current discharge

1.90 Vpc – Discharge in A at 25 °C

Type	Part number	3 min	5 min	10 min	15 min	20 min	30 min	45 min	1 h	2 h	3 h	5 h	8 h	10 h
P6V1700	NAPW061700HP0MC	286	267	223	187	162	125	94.0	76.1	41.4	29.2	19.1	12.7	10.9
XP6V2800	NAXP062800HP0FA	238	238	238	238	200	160	127	107	71.1	48.8	32.8	21.4	17.4
P12V600	NAPW120600HP0MA	70.0	62.0	47.0	37.0	30.0	22.0	17.0	13.4	8.00	5.90	4.00	2.60	2.10
P12V875	NAPW120875HP0MC	96.0	85.0	65.0	52.0	44.0	35.0	26.0	21.1	12.8	9.40	6.30	4.30	3.70
XP12V1800	NAXP121800HP0FA	152	152	113	89.5	72.7	54.3	39.8	33.5	19.2	13.8	9.39	5.95	5.08
XP12V2500	NAXP122500HP0FA	173	173	134	115	95.5	73.0	54.6	43.4	23.7	15.8	10.7	7.18	6.04
XP12V3000	NAXP123000HP0FA	195	195	195	176	138	94.2	70.0	56.7	33.5	24.8	15.7	10.1	8.21
XP12V3400	NAXP123400HP0FA	200	200	165	140	122	97.0	76.0	62.0	37.6	26.7	16.5	10.7	8.70

1.85 Vpc – Discharge in A at 25 °C

Type	Part number	3 min	5 min	10 min	15 min	20 min	30 min	45 min	1 h	2 h	3 h	5 h	8 h	10 h
P6V1700	NAPW061700HP0MC	388	349	279	227	192	145	107	83.4	46.3	32.5	21.3	13.8	11.6
XP6V2800	NAXP062800HP0FA	473	473	399	361	284	201	151	123	73.9	55.4	35.6	23.1	18.8
P12V600	NAPW120600HP0MA	92.0	76.0	55.0	43.0	35.0	25.0	19.0	15.2	9.20	6.70	4.40	2.80	2.30
P12V875	NAPW120875HP0MC	128	109	79.0	62.0	52.0	40.0	29.0	24.0	14.4	10.6	7.00	4.70	3.90
XP12V1800	NAXP121800HP0FA	189	189	134	104	83.4	61.4	44.5	37.3	21.7	15.5	10.2	6.39	5.42
XP12V2500	NAXP122500HP0FA	218	218	158	134	109	82.1	60.8	47.9	25.8	17.3	11.5	7.73	6.67
XP12V3000	NAXP123000HP0FA	209	209	209	180	147	107	78.8	63.1	36.3	26.6	16.9	11.0	8.94
XP12V3400	NAXP123400HP0FA	270	270	213	176	150	115	85.0	68.0	40.6	28.9	18.3	11.8	9.60

1.80 Vpc – Discharge in A at 25 °C

Type	Part number	3 min	5 min	10 min	15 min	20 min	30 min	45 min	1 h	2 h	3 h	5 h	8 h	10 h
P6V1700	NAPW061700HP0MC	479	421	319	254	209	155	114	89.4	49.3	34.3	22.8	14.7	12.2
XP6V2800	NAXP062800HP0FA	497	497	453	387	307	222	164	132	77.5	57.2	37.0	24.0	19.5
P12V600	NAPW120600HP0MA	107	87.0	61.0	46.0	38.0	27.0	20.0	16.2	9.70	7.10	4.60	2.90	2.40
P12V875	NAPW120875HP0MC	153	127	89.0	68.0	56.0	42.0	31.0	25.4	15.4	11.4	7.50	4.90	4.10
XP12V1800	NAXP121800HP0FA	213	213	147	113	90.3	66.1	48.0	39.8	22.6	16.3	10.6	6.83	5.64
XP12V2500	NAXP122500HP0FA	254	254	180	146	117	87.6	65.8	51.6	27.6	18.8	12.1	8.17	6.95
XP12V3000	NAXP123000HP0FA	271	271	229	187	153	116	84.1	66.9	37.8	27.4	17.5	11.4	9.28
XP12V3400	NAXP123400HP0FA	340	315	240	195	164	125	93.0	74.0	43.0	30.3	19.5	12.8	10.5

1.75 Vpc – Discharge in A at 25 °C

Type	Part number	3 min	5 min	10 min	15 min	20 min	30 min	45 min	1 h	2 h	3 h	5 h	8 h	10 h
P6V1700	NAPW061700HP0MC	562	483	353	275	223	163	117	92.4	51.4	35.3	23.5	15.2	12.5
XP6V2800	NAXP062800HP0FA	568	568	468	417	331	236	172	138	79.5	58.1	37.7	24.4	19.9
P12V600	NAPW120600HP0MA	118	95.0	65.0	49.0	40.0	28.0	20.8	17.1	9.90	7.30	4.70	3.00	2.50
P12V875	NAPW120875HP0MC	168	138	95.0	72.0	59.0	44.0	33.0	26.6	16.2	11.8	7.70	5.10	4.30
XP12V1800	NAXP121800HP0FA	235	235	158	121	96.3	69.6	49.3	41.6	23.4	16.9	11.0	6.94	5.75
XP12V2500	NAXP122500HP0FA	282	282	194	156	125	92.5	68.0	53.8	29.0	19.7	12.4	8.39	7.07
XP12V3000	NAXP123000HP0FA	307	307	240	202	163	120	87.0	68.9	38.6	27.8	17.8	11.5	9.41
XP12V3400	NAXP123400HP0FA	410	357	271	218	181	135	98.0	77.0	44.2	30.9	20.0	13.0	10.7

Sprinter P/XP

Constant current discharge

1.70 Vpc – Discharge in A at 25 °C

Type	Part number	3 min	5 min	10 min	15 min	20 min	30 min	45 min	1 h	2 h	3 h	5 h	8 h	10 h
P6V1700	NAPW061700HP0MC	629	529	377	291	234	168	120	94.5	53.3	36.5	24.2	15.4	12.6
XP6V2800	NAXP062800HP0FA	643	643	494	424	338	243	177	141	80.5	58.6	38.1	24.6	20.0
P12V600	NAPW120600HP0MA	129	103	69.0	52.0	42.0	29.4	21.8	17.6	10.3	7.40	4.80	3.10	2.60
P12V875	NAPW120875HP0MC	184	148	99.0	75.0	61.0	45.2	34.0	27.6	16.8	12.2	7.90	5.20	4.40
XP12V1800	NAXP121800HP0FA	254	254	168	127	100	71.9	51.1	42.9	24.0	17.2	11.2	7.05	5.86
XP12V2500	NAXP122500HP0FA	308	308	195	165	133	96.7	69.3	55.2	30.0	20.2	12.7	8.50	7.14
XP12V3000	NAXP123000HP0FA	342	342	250	209	168	123	88.5	70.1	39.1	28.1	17.9	11.6	9.49
XP12V3400	NAXP123400HP0FA	470	400	293	229	188	139	100	78.5	44.8	31.5	20.2	13.2	10.8

1.65 Vpc – Discharge in A at 25 °C

Type	Part number	3 min	5 min	10 min	15 min	20 min	30 min	45 min	1 h	2 h	3 h	5 h	8 h	10 h
P6V1700	NAPW061700HP0MC	676	563	395	299	241	173	123	96.5	54.6	37.8	24.3	15.5	12.6
XP6V2800	NAXP062800HP0FA	717	717	521	432	343	247	179	143	81.2	58.9	38.4	24.8	20.1
P12V600	NAPW120600HP0MA	136	109	71.0	54.0	43.0	30.5	22.3	18.0	10.4	7.50	4.80	3.10	2.60
P12V875	NAPW120875HP0MC	198	157	104	77.0	63.0	46.2	35.0	28.4	17.5	12.5	8.00	5.30	4.40
XP12V1800	NAXP121800HP0FA	266	266	173	129	101	73.1	52.4	43.7	24.3	17.4	11.3	7.10	5.86
XP12V2500	NAXP122500HP0FA	325	325	211	168	134	97.9	70.5	55.7	30.2	20.5	12.9	8.50	7.18
XP12V3000	NAXP123000HP0FA	373	373	260	210	169	124	89.6	70.8	39.4	28.3	18.0	11.7	9.56
XP12V3400	NAXP123400HP0FA	540	440	306	237	193	142	102	80.0	45.3	32.0	20.4	13.4	10.9

1.60 Vpc – Discharge in A at 25 °C

Type	Part number	3 min	5 min	10 min	15 min	20 min	30 min	45 min	1 h	2 h	3 h	5 h	8 h	10 h
P6V1700	NAPW061700HP0MC	698	582	406	308	247	177	126	98.5	55.4	38.4	24.4	15.5	12.6
XP6V2800	NAXP062800HP0FA	791	791	546	440	348	250	181	144	81.7	59.2	38.6	24.9	20.2
P12V600	NAPW120600HP0MA	143	113	73.0	55.0	44.0	31.0	22.8	18.3	10.5	7.60	4.80	3.10	2.60
P12V875	NAPW120875HP0MC	209	164	107	79.0	65.0	47.2	36.0	29.2	17.9	12.6	8.00	5.30	4.40
XP12V1800	NAXP121800HP0FA	276	276	176	131	103	74.2	52.9	44.1	24.5	17.6	11.3	7.10	5.86
XP12V2500	NAXP122500HP0FA	338	338	218	170	135	98.8	71.9	56.1	30.4	20.6	12.9	8.50	7.20
XP12V3000	NAXP123000HP0FA	399	399	268	212	171	126	90.5	71.5	39.7	28.5	18.2	11.8	9.61
XP12V3400	NAXP123400HP0FA	610	490	323	245	196	145	105	82.0	45.8	32.3	20.6	13.5	11.0



Sprinter P/XP

Constant power discharge

1.90 Vpc – Discharge in W/block at 25 °C

Type	Part number	3 min	5 min	10 min	15 min	20 min	30 min	45 min	1 h	2 h	3 h	5 h	8 h	10 h
P6V1700	NAPW061700HPOMC	1641	1537	1267	1067	919	711	545	445	246	174	114	76.1	62.9
XP6V2800	NAXP062800HP0FA	1400	1400	1400	1400	1210	1010	835	659	430	301	192	127	104
P12V600	NAPW120600HPOMA	834	725	539	427	356	271	200	162	97.4	71.1	47.7	31.5	26.4
P12V875	NAPW120875HPOMC	1151	1006	762	608	506	397	304	253	153	112	76.1	50.8	43.6
XP12V1800	NAXP121800HP0FA	1760	1760	1250	983	840	670	496	387	226	161	103	72.1	59.5
XP12V2500	NAXP122500HP0FA	2080	2080	1590	1310	1108	854	598	509	283	199	128	85.4	69.6
XP12V3000	NAXP123000HP0FA	2250	2250	2250	2090	1653	1120	841	683	405	302	193	125	101
XP12V3400	NAXP123400HP0FA	2760	2600	2100	1756	1505	1180	895	726	458	329	208	135	109

1.85 Vpc – Discharge in W/block at 25 °C

Type	Part number	3 min	5 min	10 min	15 min	20 min	30 min	45 min	1 h	2 h	3 h	5 h	8 h	10 h
P6V1700	NAPW061700HPOMC	2176	1982	1586	1302	1107	848	632	498	279	193	126	82.2	68.0
XP6V2800	NAXP062800HP0FA	2230	2230	2230	2110	1680	1150	875	718	436	329	209	137	112
P12V600	NAPW120600HPOMA	1033	868	627	491	406	300	221	179	108	79.2	51.8	33.5	28.4
P12V875	NAPW120875HPOMC	1441	1225	906	718	597	462	352	284	170	126	84.2	54.8	46.7
XP12V1800	NAXP121800HP0FA	2110	2110	1450	1120	952	745	547	430	253	181	113	77.7	64.0
XP12V2500	NAXP122500HP0FA	2560	2560	1870	1520	1262	949	659	568	307	217	138	91.9	74.9
XP12V3000	NAXP123000HP0FA	2830	2830	2440	2170	1741	1260	928	747	434	320	205	133	108
XP12V3400	NAXP123400HP0FA	3363	3046	2472	2075	1783	1400	1054	853	490	349	220	143	116

1.80 Vpc – Discharge in W/block at 25 °C

Type	Part number	3 min	5 min	10 min	15 min	20 min	30 min	45 min	1 h	2 h	3 h	5 h	8 h	10 h
P6V1700	NAPW061700HPOMC	2634	2349	1808	1454	1212	906	664	523	290	203	136	88.3	72.6
XP6V2800	NAXP062800HP0FA	2320	2320	2320	2120	1735	1250	939	763	454	339	216	141	115
P12V600	NAPW120600HPOMA	1171	971	689	532	435	320	235	192	113	82.2	54.8	35.5	29.4
P12V875	NAPW120875HPOMC	1688	1418	1013	785	650	492	372	301	183	135	89.3	57.9	48.2
XP12V1800	NAXP121800HP0FA	2360	2360	1590	1220	1020	793	583	459	263	190	121	82.1	66.2
XP12V2500	NAXP122500HP0FA	2910	2910	2060	1650	1350	1000	701	605	326	234	145	96.3	78.1
XP12V3000	NAXP123000HP0FA	3180	3180	2550	2200	1799	1340	983	786	450	328	210	137	111
XP12V3400	NAXP123400HP0FA	4000	3500	2720	2250	1928	1500	1126	905	505	358	225	146	118

1.75 Vpc – Discharge in W/block at 25 °C

Type	Part number	3 min	5 min	10 min	15 min	20 min	30 min	45 min	1 h	2 h	3 h	5 h	8 h	10 h
P6V1700	NAPW061700HPOMC	3021	2654	1982	1566	1282	950	689	541	300	211	140	89.3	73.6
XP6V2800	NAXP062800HP0FA	2960	2960	2440	2190	1786	1320	978	790	464	343	219	143	117
P12V600	NAPW120600HPOMA	1266	1045	732	565	458	336	246	203	116	85.3	55.8	36.5	29.9
P12V875	NAPW120875HPOMC	1823	1523	1074	827	680	513	386	315	192	140	91.4	58.9	49.2
XP12V1800	NAXP121800HP0FA	2540	2540	1700	1290	1080	833	608	479	271	196	125	83.2	67.3
XP12V2500	NAXP122500HP0FA	3200	3200	2220	1760	1439	1060	727	632	337	245	149	97.5	79.0
XP12V3000	NAXP123000HP0FA	3500	3500	2680	2260	1855	1390	1010	807	458	332	212	138	113
XP12V3400	NAXP123400HP0FA	4494	3897	2976	2435	2052	1568	1163	932	525	368	232	149	120

Sprinter P/XP

Constant power discharge

1.70 Vpc – Discharge in W/block at 25 °C

Type	Part number	3 min	5 min	10 min	15 min	20 min	30 min	45 min	1 h	2 h	3 h	5 h	8 h	10 h
P6V1700	NAPW061700HP0MC	3347	2876	2092	1628	1331	977	699	552	311	218	142	90.3	74.1
XP6V2800	NAXP062800HP0FA	3310	3310	2560	2210	1809	1350	999	805	469	346	221	144	118
P12V600	NAPW120600HP0MA	1348	1101	762	579	469	343	251	205	118	87.3	56.8	37.0	30.5
P12V875	NAPW120875HP0MC	1948	1605	1109	843	694	525	398	327	197	145	93.4	59.9	50.2
XP12V1800	NAXP121800HP0FA	2680	2680	1760	1330	1110	855	622	488	276	199	129	84.3	68.4
XP12V2500	NAXP122500HP0FA	3350	3350	2330	1820	1476	1080	739	641	346	249	150	98.3	79.2
XP12V3000	NAXP123000HP0FA	3780	3780	2790	2310	1897	1420	1020	818	462	334	214	139	114
XP12V3400	NAXP123400HP0FA	5060	4276	3146	2515	2100	1590	1180	945	530	371	234	151	122

1.65 Vpc – Discharge in W/block at 25 °C

Type	Part number	3 min	5 min	10 min	15 min	20 min	30 min	45 min	1 h	2 h	3 h	5 h	8 h	10 h
P6V1700	NAPW061700HP0MC	3521	3007	2161	1663	1358	994	713	560	316	222	143	91.4	74.1
XP6V2800	NAXP062800HP0FA	3630	3630	2680	2240	1831	1370	1010	814	472	347	222	145	118
P12V600	NAPW120600HP0MA	1422	1151	780	591	477	347	255	207	119	88.3	56.8	37.0	30.5
P12V875	NAPW120875HP0MC	2069	1677	1133	858	706	533	405	332	202	148	94.4	60.9	50.8
XP12V1800	NAXP121800HP0FA	2790	2790	1810	1350	1120	868	629	496	279	202	130	84.3	68.4
XP12V2500	NAXP122500HP0FA	3560	3560	2400	1850	1501	1100	751	645	348	251	151	98.9	80.3
XP12V3000	NAXP123000HP0FA	4010	4010	2870	2330	1909	1430	1030	825	465	336	216	140	114
XP12V3400	NAXP123400HP0FA	5400	4584	3300	2595	2150	1620	1202	960	535	376	237	153	124

1.60 Vpc – Discharge in W/block at 25 °C

Type	Part number	3 min	5 min	10 min	15 min	20 min	30 min	45 min	1 h	2 h	3 h	5 h	8 h	10 h
P6V1700	NAPW061700HP0MC	3597	3063	2210	1700	1379	1002	720	567	319	224	143	91.4	74.1
XP6V2800	NAXP062800HP0FA	3920	3920	2780	2270	1850	1380	1010	819	474	348	223	145	118
P12V600	NAPW120600HP0MA	1478	1186	791	600	480	350	258	209	120	88.3	56.8	37.0	30.5
P12V875	NAPW120875HP0MC	2155	1730	1157	875	718	542	410	337	204	149	94.4	60.9	50.8
XP12V1800	NAXP121800HP0FA	2870	2870	1840	1370	1140	878	637	503	284	203	130	84.3	68.4
XP12V2500	NAXP122500HP0FA	3680	3680	2450	1870	1516	1110	755	648	349	254	153	99.4	80.3
XP12V3000	NAXP123000HP0FA	4180	4180	3040	2350	1914	1440	1040	830	467	337	218	141	115
XP12V3400	NAXP123400HP0FA	5850	4850	3400	2640	2185	1645	1220	970	540	380	240	155	126



Battery Service – Energy Solutions

Keeping your business on the move

GNB® is the Expert


Who could do this job better than the professionals of a company with more than 100 years of experience in battery development, production and application?

Leave the responsibility for the maintenance of your batteries and chargers to the professionals: a GNB service contract provides you with exceptional economic advantages through time savings, cost savings and safety!



Installation of Batteries and Systems for Network Power

- > Development of complete turnkey solutions from the design concept to installation and commissioning.
- > Installation according to legal and safety regulations including CE certification by approved installation technicians.
- > Training and certification of external installation technicians according to CE regulations.



- ✦ Inspection Contract
- ✦ Maintenance Contract
- ✦ Lifetime Warranty Contract
- ✦ Full Service Contract



»GNB Service – individualized, professional and all over Europe!«



Exide Technologies, with operations in more than **80 countries**, is one of the world's largest producers and recyclers of lead-acid batteries. Exide Technologies provides a comprehensive and customized range of stored electrical energy solutions. Based on **over 100 years of experience** in the development of innovative technologies, Exide Technologies is an esteemed partner of OEMs and serves the spare parts market for industrial and transportation applications.

GNB® INDUSTRIAL POWER – A division of Exide Technologies – offers an **extensive range of storage products and services**, including solutions for telecommunication systems, railway applications, mining, photovoltaic (solar energy), uninterrupted power supply (UPS), electrical power generation and distribution, fork lifts and electric vehicles.

Exide Technologies takes pride in its commitment to a better **environment**. Its Total Battery Management programme, (an integrated approach to manufacturing, distributing and recycling of lead-acid batteries), has been developed to ensure a safe and responsible life cycle for all of its products.



»The **next Level** of
Energy Management«

GNB® INDUSTRIAL POWER provides long lasting energy concepts that combine efficiency with flexibility.

 digicom the UPS company Since 1982	SOLUTIONS TO ELECTRICITY PROBLEMS 4C Pentagias Street, 2540, Dhali Industrial Area P.O. Box 27027, 1641-Nicosia CYPRUS Tel: 357-22-765432, Fax: 357-22-768805 e-mail: info@digicom.com.cy Website: www.digicom.com.cy
---	--