

Durabrite Nano Series is introduced as the ruggedized hardwired version of its original award-winning sibling – *The Nano Sport*. Without the power plug, this architecture provides enhanced water and vibration resistance for those who choose to install it in a permanent mount application, just like the bigger brothers - *The Mini, Standard, and Pro*.



The IP68 rated cable gland is custom designed to give a small form factor that will allow unrestricted body rotation for you to point the light precisely at the angle you need to get the job done, whether you are doing an upright mount, a wall mount, or a ceiling mount.


In the same compact and lightweight package as the Sport, *The Nano* uses state-of-the-art LED technology to now output a whopping 7,500 lumens while drawing the same low current. Optional dimming is available and can be controlled by the same panel mount dimming knob that is used for the Pro Series.

For those who prefer to use amber optics to cut through fogs more effectively, it is now possible to custom order it on The Nano. Combining it with either Spot or Flood optics, there is practically no situation you cannot handle.


The Nano makes a perfect addition to what you already have, be it a Pro, Standard, or Mini, so that you can literally cover every inch you want lit. Sea Better with Durabrite!



Prestigious Design Award




Light Shaping Technology



High Performance Materials



Advanced Venting System



Extreme Weather Resistance



Designed & Assembled In USA



"Great personable customer service the owner is absolutely hands on with his customers. They sell you what you need not what they need to sell and by far the brightest and most reliable lights in the fleet."


- Robert R.

"Top quality! Super Brite! Very low draw can keep it on all nite! Love them!!"

- Aaron S.

"Love my Durabrite Nano Flood lights on my center console. Best lights in the business! Would recommend these lights to anyone!"

- Andrew P.



Optical & Electrical Characteristics (All ratings are at 25°C unless otherwise specified)

LED Color, CCT	Typical = 5000K (Neutral white) Lower limit = 4700K; Upper limit = 5300K
Brightness	7,500 lm (raw) Constant regardless of input voltage
Beam Angle	20 deg (Spot) 80 deg (Flood)
Operating Voltage	Auto detect 12VDC, 24VDC, 32VDC
Current Draw	Approx. 1.9A at 24VDC Approx. 3.9A at 12VDC
Total Power Consumption	50W

Mechanical Characteristics

Water Resistance	IP68 (submerged to 4.5 ft water for 30min)
Temperature Range	-40°C to 55°C
Vibration Resistance	MIL-STD-202G (TM201A 4 Cycles)

Warranty Terms

We stand behind our products. This product is covered by Durabrite's 5 Year Limited Warranty against material and manufacturing defects. However, it does not cover application and conditions that are outside of the product design parameters, abuse, and wear-and-tear. Further details can be found on our website at: <https://durabritelights.com/pages/warranty>

Special Note on Bracket Installation

The bracket that comes with *The Nano* is made with Marine Grade 5052 aluminum. Even though it has superior corrosion resistance, it does not mean it is oxidation proof. It is highly recommended to coat it with Durabrite's **Ceramax Ultra Coat** (available to purchase on our website) to completely seal it off from sea water and atmospheric air.

After coating and proper curing, care should be taken to prevent scratching at the mounting locations (e.g. by means of Nylon washers) which might locally break through the ceramic coating barrier, allowing the elements to interact with the metal.

Special Note on the Light Body

The light body is made of cast aluminum. The black version is hard anodized which is inherently extremely corrosion resistant while the white version is e-coated. To enhance its durability, the e-coating is further sealed by a permanent space grade sealant that bonds to the e-coat to seal out moisture, and block corrosive salts from direct contact with the e-coat or the underlying metal.

Also, you will notice a set of Nylon washers that are installed in between the light and the bracket (one on each side). Make sure you keep them in place to minimize interaction and/or scratching of the sealant between the two metals as you tighten and adjust the angle, for maximum longevity.

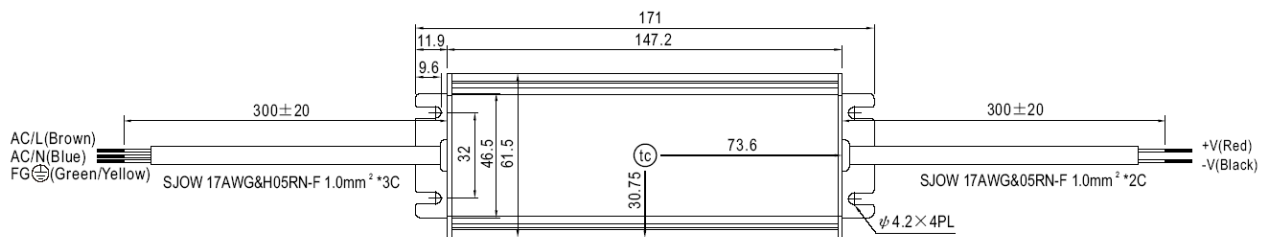
Wiring Instruction:

If you have a DC Power Source

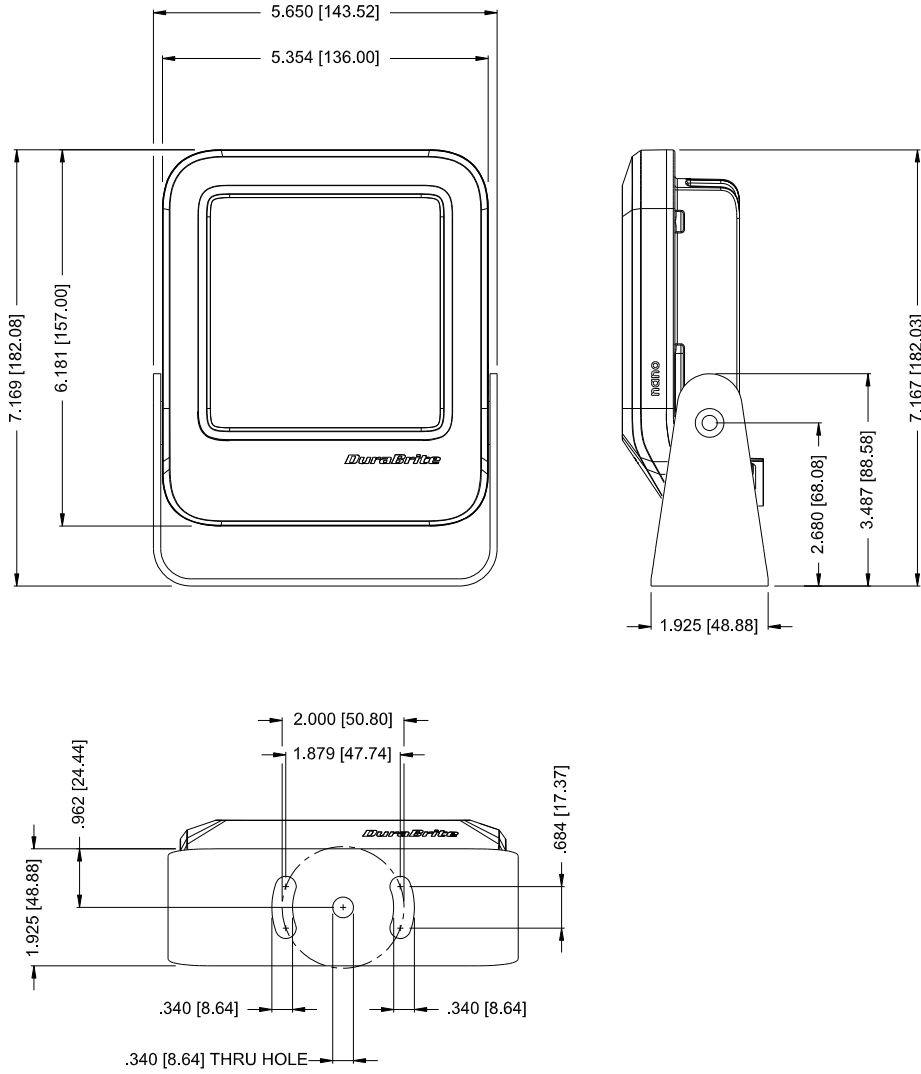
1. This is a DC light, meaning you should only power it directly using a DC source. You probably either have 12VDC or 24VDC. The light will auto detect the DC voltage. You don't have to do anything special if you operate one of these voltages.
2. Connect:
 - a. Positive (our white wire) to Positive
 - b. Negative (our black wire) to Negative
3. All wire connections including the cable jacket **MUST BE** protected from water intrusion. Otherwise, damages due to water ingress because of unprotected wire connections and cable jacket will not be covered by our warranty.

If you have an AC Power Source

1. STOP NOW !
2. Go to our website and buy the Nano AC Adapter before you start the installation.
3. Use one Nano AC Adapter for EACH Nano light. We do not recommend using a higher power AC Adaptor (e.g. the Pro AC Adaptor) to power more than one Nano light due to possible unequal current sharing, which may lead to occasional flickering or startup issue.
4. Once the AC adapter arrives, connect:
 - a. Positive (our white wire) to Positive (Red wire on the Output side of the adapter)
 - b. Negative (our black wire) to Negative (Black wire on the Output side of the adapter)
5. Make connection on the Input side of the adapter according to the National Electrical Code or equivalent in your country. The adapter can be powered by either 110VAC and 220VAC.



Mechanical Dimensions & Weight:



Weight: 2.1 pounds
(w/ marine grade aluminum bracket)

MOUNTING BRACKET HOLE TEMPLATE (TO SCALE)

Note: Use spring washers to resist vibration.

