


200W

DRIVERS

1 of 2



Features :

- Ip67 design for indoor or outdoor installations
- Protections: Short circuit / Overload/Over temperature
- Cooling by free air convection
- 100% full load burn-in test
- Meet the standard of world lighting safety
- Suitable for LED lighting
- Products through CE, RoHS,UL Certification



IP67 CE RoHS

SPECIFICATION


MODEL		YSD-12200-DTL	YSD-24200-DTL			
OUTPUT	DC VOLTAGE	12V	24V			
	RATED CURRENT	16.7A	8.3A			
	CURRENT RANGE	0~16.7A	0~8.3A			
	RATED POWER	200W	200W			
	RIPPLE & NOISE (max.) ^{NOTE 2}	200mVP-P	350mVP-P			
	VOLTAGE TOLERANCE ^{NOTE 3}	±2%	±2%			
	LINEAR REGULATION	±1%	±1%			
	LOAD REGULATION	±2%	±2%			
INPUT	VOLTAGE RANGE	100~130VAC				
	FREQUENCY RANGE	50 ~ 60Hz				
	POWER FACTOR (Typ.)	PF>0.56/110VAC				
	EFFICIENCY (Typ.)	88%	88%			
	AC CURRENT (Typ.)	3.4A/110VAC				
	INRUSH CURRENT (Typ.)	COLD START 120A/110VAC				
PROTECTION	Short circuit	Protection type : recovers automatically after fault condition is removed				
	Overload	overload protected @ 110-130% above peak rating				
	Over temperature	Protection type : Shutdown o/p voltage, re-power on to recover				
ENVIRONMENT	WORKING TEMP.	-30 ~ +50°C (Refer to output load derating curve)				
	WORKING HUMIDITY	20 ~ 99% RH non-condensing(Waterproof)				
	STORAGE TEMP., HUMIDITY	-40 ~ +80°C , 10 ~ 99% RH				
SAFETY & EMC	SAFETY STANDARDS	CE Mark (LVD) , IP67				
	WITHSTAND VOLTAGE	I/P-O/P:1.5KVAC I/P-GND:1.5KVAC				
	EMC Test Standards	EN55015:2013;EN61547:2009; EN61000-3-2:2014; EN61000-3-3:2013				
NOTE	<p>1. All parameters NOT specially mentioned are measured at 110VAC input, rated load and 25°C of ambient temperature.</p> <p>2. Ripple & noise are measured at 20MHz of bandwidth by using a 12" twisted pair-wire terminated with a 0.1uf & 10uf parallel capacitor.</p> <p>3. Tolerance : includes set up tolerance, line regulation and load regulation.</p>					

200W

LED Ultra-Thin Power Supply

2 of 2

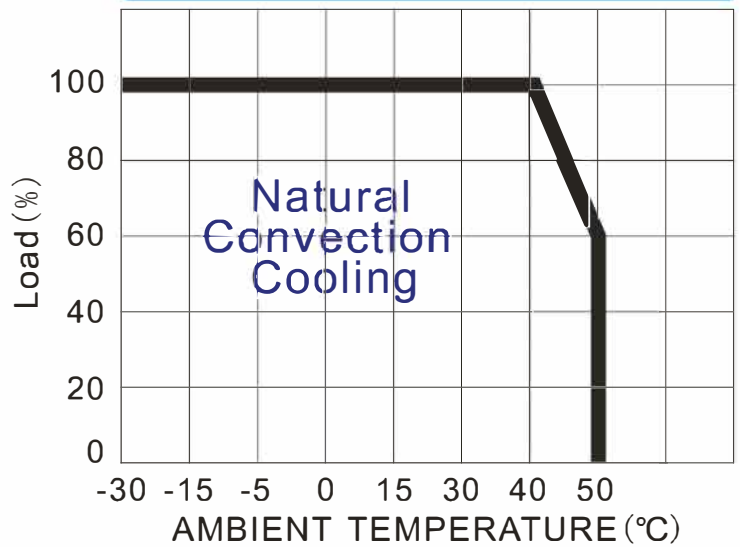
Mechanical Specification



Others

DIMENSION	238X58X32 (mm) (L×W×H)
CARTON QUANTITY	15 PCS/ Carton
CARTON SIZE	398x268x158 (mm)
WEIGHT	1100g/pcs

Derating Curve



Unit:mm