



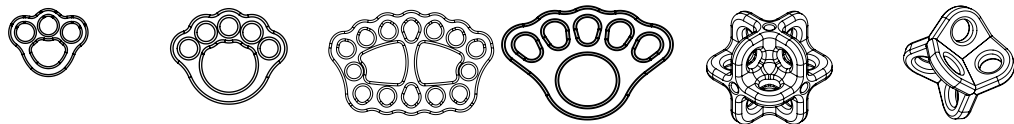
- Rig Plates**
- TriRig RP1
- PentaPlate RP2
- Se7en RP3
- UFO RP21
- rockStar RP22
- V5 RP4
- CE 0120

INTRODUCTION

Thank you for purchasing this Rock Exotica product. We make a variety of rigging plates that excel in a wide variety of uses.

Construction: These rig plates are CNC machined from high strength aluminum alloys. All surfaces are machined and all edges are CNC corner-rounded (not just tumbled) for a superior, large, smooth radius.

History: Rock Exotica designed and manufactured the first widely available production rig plate about 1990. Other designs followed, made both for other companies and under our own brand. We make a wide variety of rig plates, from high performance standard plates to specialized exotic designs.



	TriRig	PentaPlate	Se7en	V5	UFO	rockStar(CE)
Strength	36kN	36kN	36kN	36kN	36kN	36kN
Height	2.83" (72mm)	3.98" (101mm)	5.97" (152mm)	5.86" (149mm)	3.5" (89mm)	2.75" (70mm)
Width	3.3" (84mm)	4.85" (123mm)	9.36" (238mm)	7.77" (197mm)	3.5" (89mm)	2.75" (70mm)
Weight	1.79 oz. (51gm)	3.84 oz.(108gm)	13.3 oz.(376gm)	10.9 oz. (308gm)	17 oz.(470gm)	7.4 oz.(209gm)
NFPA	G	G	G	G	G	G
MBS	36kN	36kN	36kN	36kN	36kN	36kN

Manufactured in **USA** using domestic & foreign materials

WARNING!

For expert use only!

• These activities are inherently dangerous and carry a significant risk of injury or death that cannot be eliminated.

• It is the user's responsibility to obtain specific training and to use it safely. These instructions DO NOT tell you everything you need to know.

• Do not use unless you can and will understand and assume all risks and responsibilities for all damage/injury/death that may result from use of this equipment or the activities undertaken with it.

• Any device is subject to failure-carefully check before and after each use.

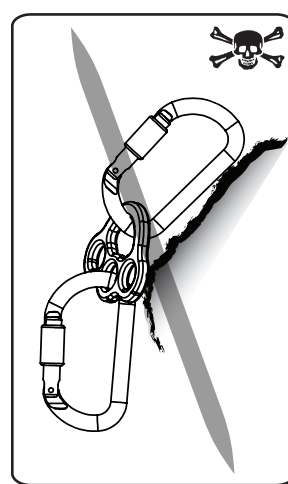
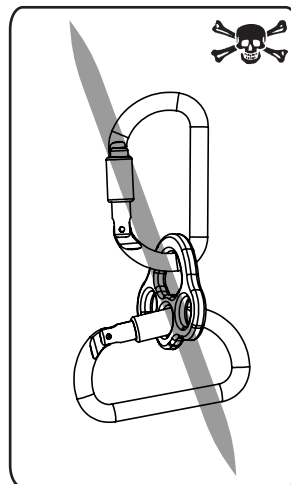
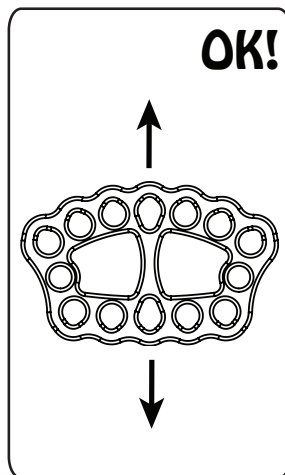
• You must always have a backup-never trust a life to a single tool.

• Everyone using this equipment must be given and thoroughly understand the instructions and refer to them before each use.

• You must have a rescue plan and the means to implement it. Inert suspension in a harness can quickly result in death!

• Do not use around electrical hazards, moving machinery or near sharp edges or abrasive surfaces.

• We are not responsible for any direct, indirect or accidental consequences or damage resulting from the use of our products.



rockStar and UFO 3D Rig Plate Special Considerations

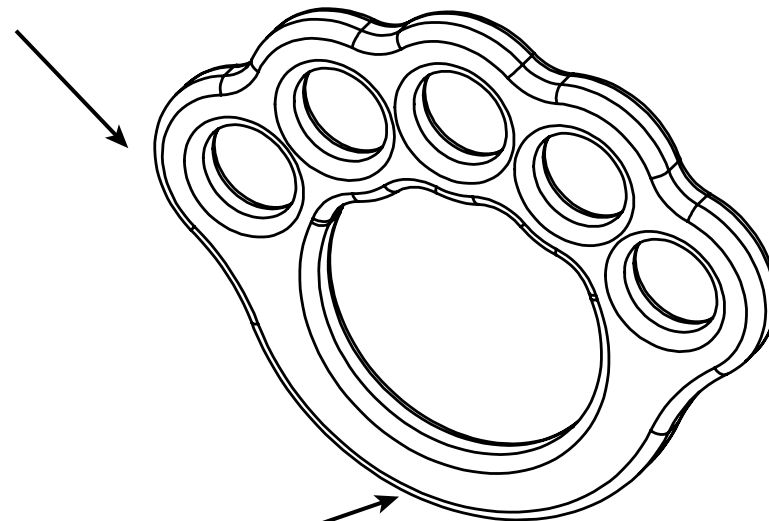
The rockStar (an evolution of the original UFO 3D rig plate) is a special type of rigplate and it is for advanced users only. You must be careful with all rig-plates but especially with the rockStar as it allows rigging in 3 dimensions. You must carefully understand the resulting forces and be sure all equipment is compatible and carabiners, etc. are properly positioned. The rockStar, carabiners and all other equipment must be free to align with the load.

The rockStar is very strong between any two holes, but it is the strongest between holes that are directly opposite from each other.

Rig plates are tested and rated for a total maximum breaking strength. A rig plate will usually be rigged with multiple holes being used. Be very careful that the total force on any single hole does not exceed what you have determined to be a safe working load.

Manufacture Data:
 10 001 A
 Year, Day of Year, Code

 001
 Serial No. for the Day



CE certified:

CE 0120 EN 795/B:2012

This product has been tested to EN 795/B:2012, which is for use by a single person.

Notified body controlling the manufacturing of this PPE:

SGS United Kingdom Ltd. (CE 0120),
 202B Worle Parkway, Weston-super-Mare, BS22 6WA UK.

Notified body which performed EC type examination: VVUU,a.s., notified body No. 1019,
 Pikartská 1337/7, Ostrava-Radvanice, Czech Republic.



**Emergency Services Auxiliary Equipment
 in Accordance with NFPA 1983-2012**

THESE ANCHOR PLATES MEET THE AUXILIARY EQUIPMENT REQUIREMENTS OF NFPA 1983, STANDARD ON LIFE SAFETY ROPE AND EQUIPMENT FOR EMERGENCY SERVICES, 2012 EDITION

rockexotica.com

rock exotica equipment LC
 POB 160470

Freeport Center, F-11
 Clearfield, UT 84016
 USA

801 728-0630
 RP1500 3/2014

Intended Use

Only the loading shown as "OK" is allowed.

Always verify proper positioning of your system and components. Equipment must be free to align with the load, any restraint is dangerous. Make sure you use redundant systems. Personal Protective Equipment (PPE) should only be used with energy absorbing systems such as dynamic ropes, energy absorbers, etc. & slack must be kept out of the system to prevent high impact falls.


This product is intended for use by medically fit, specifically trained and experienced users. Rock Star is CE certified for single user only.

Inspect Before & After Use

Check for cracks, deformation, corrosion, wear, etc.

Inspection During Use

Regularly inspect and monitor your system, confirming proper connections, equipment position, fully locked connectors, etc.



The middle holes at each end of the Se7en can be used to connect two together. They can also be used to help position the rigplate laterally.

Note: This requires advanced skills and experience.

These holes should not be used as general-purpose holes because they are not as strong as the other holes. Use for positioning, not for high force.

Leverage Hazard

A rig plate or other equipment can lever against a connector (such as a carabiner) and break it, opening the connector and causing disconnection. Guard against this at all times! The rig plate must always be under tension in your system to help prevent equipment shifting into an incorrect position.

Thorough and specific training is absolutely essential before use.

Being at height is dangerous and it is up to you to reduce the risks as much as possible - but the risks can never be eliminated. There are many ways to misuse this equipment, too many to list or imagine.

You must personally understand and assume all risks and responsibilities of using this equipment. If you cannot or do not want to do this, do not use this equipment.

Maintenance & Storage

Clean if necessary with fresh water, then allow to dry completely. Store in a dry place away from extremes of heat and cold and avoid chemical exposure.

Principal Material

Aluminum alloy, anodized.

Repairs or Modifications to Equipment

Are only allowed by the manufacturer or those authorized in writing by the manufacturer.

Detailed Inspection

In addition to inspection before, during and after each use, a detailed inspection by a competent inspector must be done at least every 3 months or more frequently depending on amount and type of use. Make a copy of these instructions and use one as the permanent inspection record and keep the other with the equipment. It is best to issue new gear to each user so they know its entire history.

Anchors

Must meet the EN 795 standard. Strength must meet the needs of the particular situation (at least 10kN) and the user must always stay below the anchor.

Clearance under the user must always be enough to prevent hitting anything in case of a fall (the length of this equipment can influence the height of a fall).

Compatibility

Verify compatibility with other components of your system. Incompatible connections can cause detachment, breakage, etc.

Lifetime

Lifetime is indefinite and depends on usage and conditions. Lifetime can be short or it could even be a single use in some cases.

Retire from Service & Destroy if it:

1. Is significantly loaded.
 2. Does not pass inspection or there is any doubt about its safety.
 3. Is misused, altered, damaged, exposed to harmful chemicals, etc.
 4. Usage history is not known.
- Consult the manufacturer if you have any doubts or concerns.

Environmental Factors

Moisture, ice, salt, sand, snow, chemicals and other factors can prevent proper operation or can greatly accelerate wear.

Stay Up To Date!

Regularly go to our website and read the latest user instructions.

Copyright 2013 Rock Exotica Equipment LC

Additional Information

For NFPA, consult NFPA 1500, Standard on Fire Department Occupational Safety & Health Program, and NFPA 1983, Standard on Life Safety Rope & Equipment for Emergency Services.

PURCHASE RECORD		DATE	CONDITION	INSPECTOR
Model				
Complete Batch #				
Year of Manufacture				
Purchase Date				
Date of 1st Use				
User				