

SAM XT - EXTREMITY TOURNIQUET

INSTRUCTIONS FOR USE

1



Locate the site of injury* and place the **SAM® XT** around the limb, directly onto the skin 2-3 inches above the wound.

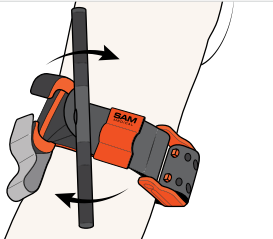
2



Insert the tip of the strap through the opening in the buckle. Grip the strap close to the buckle and pull hard and steady against the buckle until it stops. Maintaining tension, press the strap back upon itself to hold it in place.

DO NOT COVER WINDLASS C-HOOKS.

3



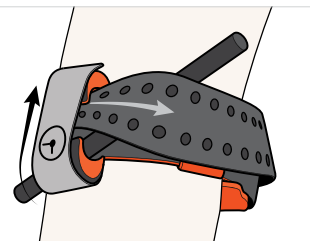
Twist the metal windlass rod until the bleeding has stopped.

4



Fix the metal windlass rod inside the Windlass C-hooks and confirm that bleeding has stopped. If bleeding continues, try to further tighten the tourniquet with additional twists of the metal windlass rod. If this fails to stop the bleeding, apply a second **SAM® XT** side by side next to the first and ensure bleeding has stopped.

5



Wrap strap between Windlass C-hooks, over rod and around the limb.

Secure the (⌚) Time Band over Windlass C-hooks and record time of application.

CAUTION

The **SAM® XT** **MUST NOT** be applied over solid objects within the clothing.

* If the site of the injury is not easily seen, place the **SAM® XT** as "high & tight" as possible on the injured arm or leg. When the situation permits, re-evaluate the injured limb and place the **SAM® XT** directly onto the skin 2-3 inches above the wound.

SAM[®]
MEDICAL

sammedical.com

SAM[®] XT

TECH SPECS

PACKAGED SIZE & WEIGHT*

Length: 2.5 in (6.3 cm)

Width: 1.5 in (3.8 cm)

Height: 7.25 in (18.4 cm)

Weight: 3.8 oz (108 g)

OPERATING SPECIFICATIONS

TRUFORCE™ Buckle Technology auto-locks to engage strap holes within circumferential range: 5.5 in - 35 in (13.9 cm - 88.9 cm)

MODELS AVAILABLE**

HI-VIZ Orange (SAM XT-C)

HI-VIZ Blue (SAM XT-B)

Tactical Black (SAM XT-M)

MIL-STD-810G PROVEN

* Size and weight vary by configuration and manufacturing process.

** Patent Pending

SAM[®] is a registered trademark in the United States and other countries.



HI-VIZ
ORANGE
SAM XT-C



HI-VIZ
BLUE
SAM XT-B



TACTICAL
BLACK
SAM XT-M

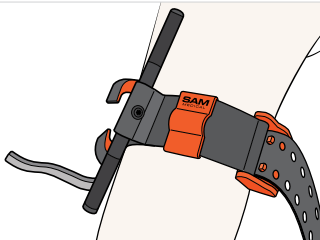
EC REP CE Emergo Europe, Phrassengracht 20, 2514 AP The Hague, The Netherlands	2 SAM Medical Product 27350 SW 95th Ave, Ste. 309B Wilsonville, OR 97070 USA sammedical.com	MADE IN USA MIL-STD-810G PROVEN	REF	● SAM XT-M ● SAM XT-C ● SAM XT-B
SXT-IFU-EN-01				



The **SAM[®] XT** Extremity Tourniquet should only be used as directed by military service component guidelines, EMS authority, or under the supervision of a medical practitioner.

REMOVAL INSTRUCTIONS

1



Leave tourniquet in place until directed by a medical practitioner.

TO REMOVE SAM[®] XT

Release the (⊕) Time Band & untwist metal windlass rod.

2



Lift the tab on the front of the buckle to allow prongs to retract.

DISPOSAL

Dispose of device per facility policy.

SAM[®]
MEDICAL

sammedical.com