

Slumber
kins®

PRESENTS

Otter



Building Connections



OTTER

Activities

Heart Family

When students receive their Otter Heart activity sheet, ask them to write their name or draw themselves in the center of the heart. Prompt students to think about the people who are important to them in their lives and who bring love to their heart. Allow students an opportunity to share with the class if they choose. Allow students to determine who they consider to be in their Heart Family. Finally, instruct your student(s) to write the names or draw pictures of the people here such as friends, pets, and those who have moved on, who bring love into their heart.

Affirmation Tracing

Otter's affirmation supports our little learners by reminding them they are always connected to the people they love. Not only is this mantra a positive and important message for students to learn but now your littlest learners can write the words as they say them.

My Heart Family Traditions

It's important to give children the platform to share without pointing out differences between cultures as a whole, but how we create traditions within our families and that keeps us connected to the ones we love. This activity helps students to think about and define what traditions are most important to them during the holiday season.



Otter's Heart

Directions:

Write your name on Otter's Heart. Draw pictures or write the names of those who bring love to your Heart Family around Otter. Then, color in your picture.



slumberkins®




Affirmation Tracing

Directions:

Trace the affirmation below and then read it out loud.

Put this somewhere you'll see it often!



I am connected and loved,

even if we are far apart.

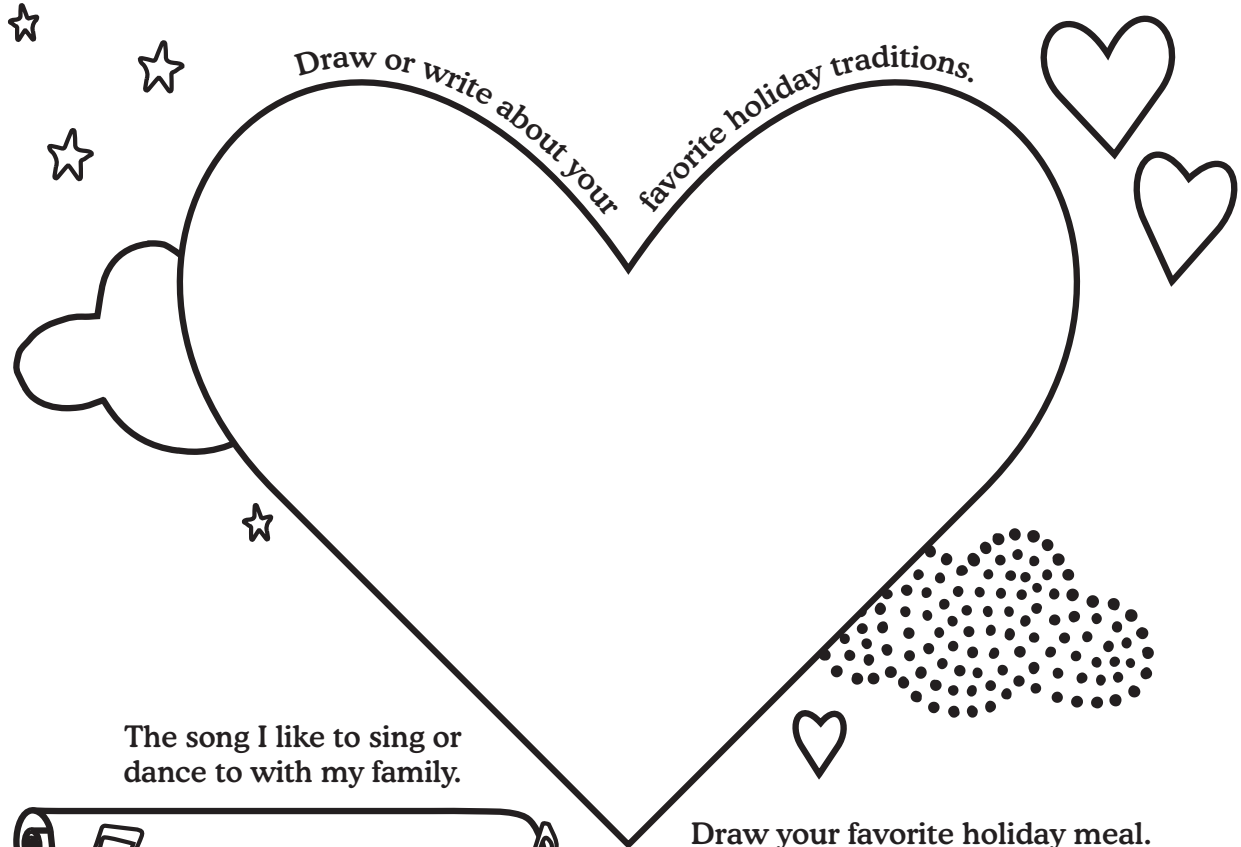
I'll keep you with me,

held here in my heart.




My Heart Family Traditions

By: _____



The song I like to sing or dance to with my family.



Draw your favorite holiday meal.

