


Coloring Page



Color By Number

Who's hiding in this picture? Use the key below to color the image and find out!




- 1. Light Green
- 2. Dark Green
- 3. Light Orange
- 4. Dark Orange

- 5. White
- 6. Brown
- 7. Pink
- 8. Light Pink

- 9. Tan
- 10. Light Blue

Counting






Help Lynx count!



Count each type of item in the box, and then write the number here:

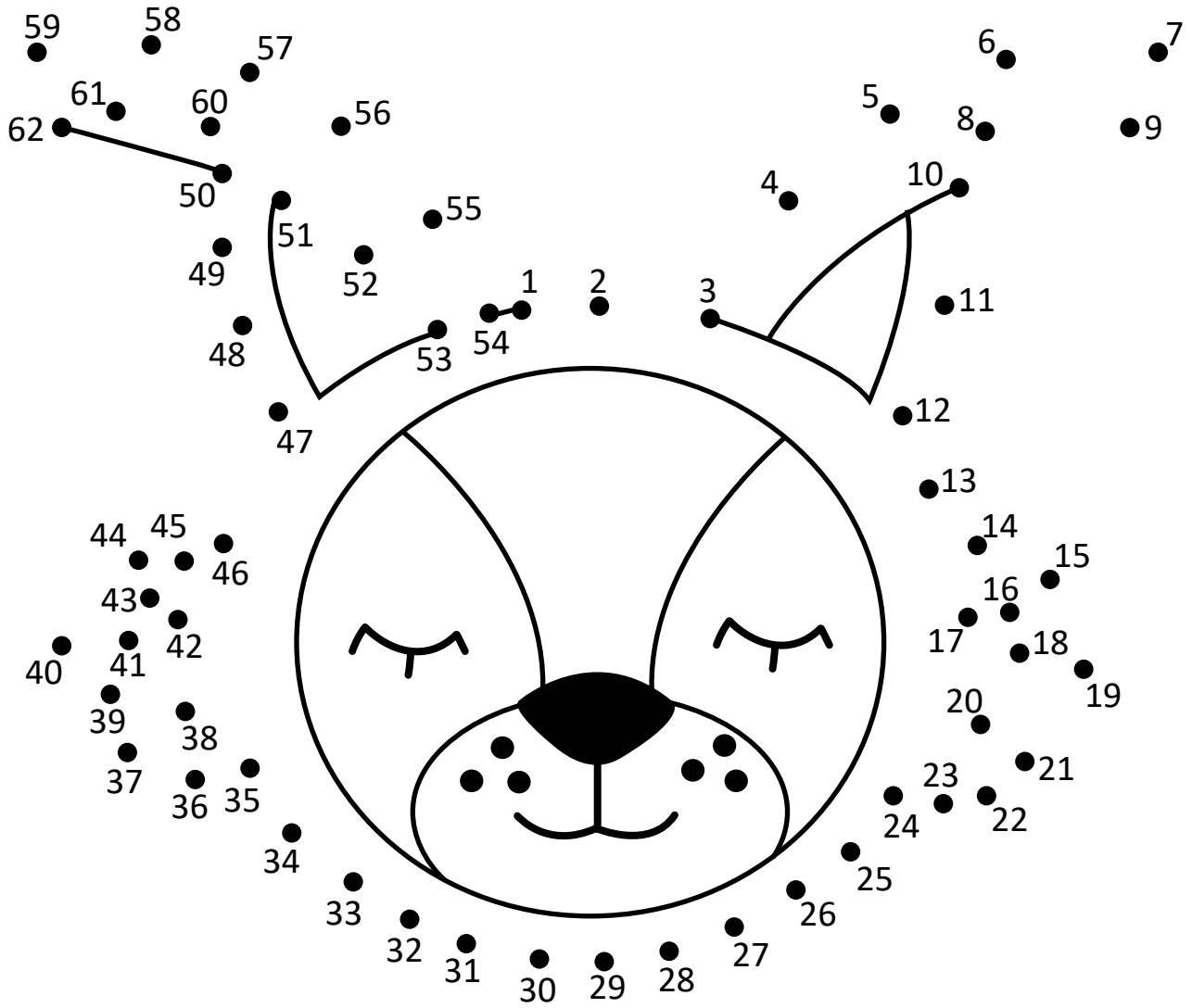


Color in the rectangles to show how many of each item you found.

4					
3					
2					
1					
					


Dot to Dot

Follow the dots in order to find the character.

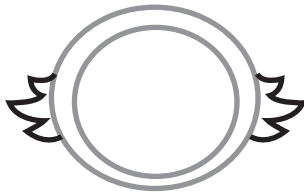


Learn to Draw

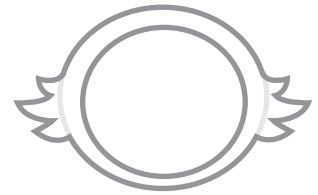
Follow the steps below to learn to draw Lynx!




Step 1: Draw a circle with an oval around it.




Step 2: Add fur on both sides.




Step 3: Erase the overlapping lines.




Step 4: Add two rounded triangles for ears.




Step 5: Add lines to the inside of the ears and fur to the outside of the ears.




Step 6: Draw the lines for the face and an oval for the snout.




Step 7: Draw a nose, which is shaped like a rounded triangle. Fill it in.



Step 8: Add a mouth and dots for whiskers.



Step 9: Draw two sleeping eyes.



You did it!