


Color By Number

Who's hiding in this picture? Use the key below to color the image and find out!



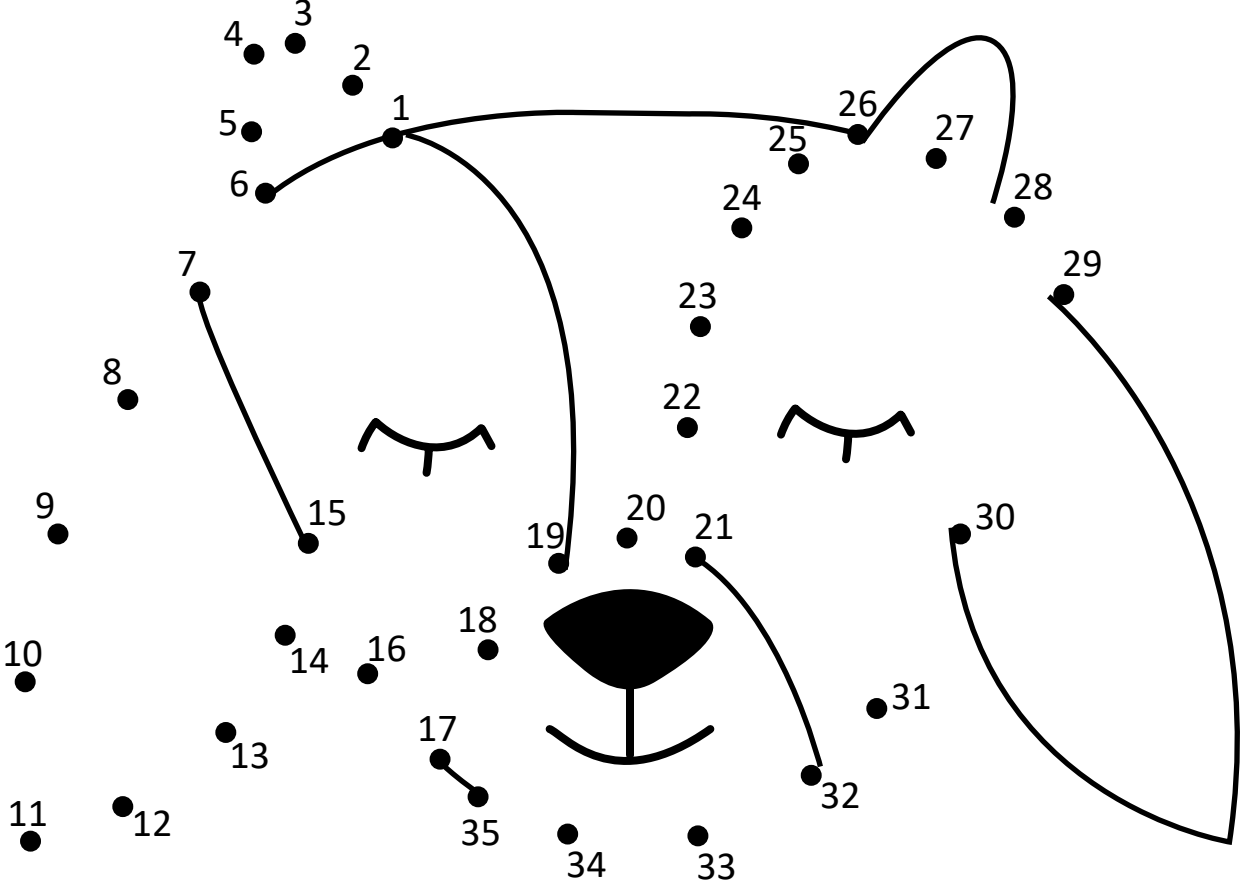
- 1. Dark Gray
- 2. Light Gray
- 3. White

- 4. Dark Blue
- 5. Light Blue
- 6. Dark Green

- 7. Brown
- 8. Purple
- 9. Light Green

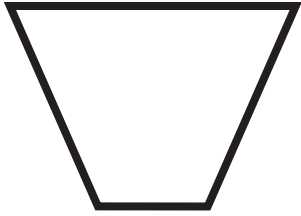
Dot to Dot

Follow the dots in order to find the character.

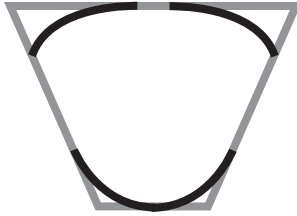


Learn to Draw

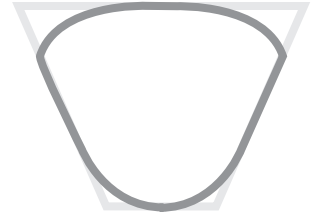
Follow the steps below to learn to draw Ibex!



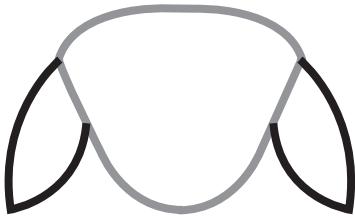
Step 1: Draw a trapezoid.




Step 2: Round the corners.



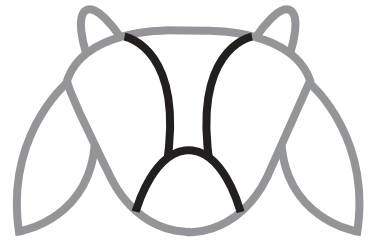
Step 3: Erase the extra lines.




Step 4: Add two ears.




Step 5: Draw the horns on top of the head.



Step 6: Draw the lines for the face.




Step 7: Draw a nose, which is shaped like a rounded triangle. Fill it in.



Step 8: Add a mouth.




Step 9: Draw two sleeping eyes.




You did it!

Counting






Help Ibex count!



Count each type of item in the box, and then write the number here:



Color in the rectangles to show how many of each item you found.

| | | | | | |
|---|---|---|---|---|---|
| 4 | | | | | |
| 3 | | | | | |
| 2 | | | | | |
| 1 | | | | | |
| |  |  |  |  |  |