
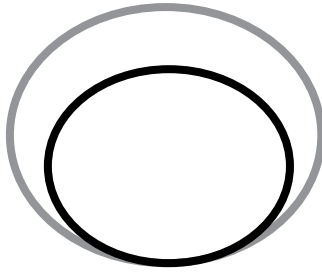


Learn to Draw

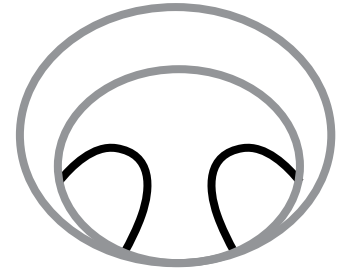
Follow the steps below to learn to draw Slumber Sloth!



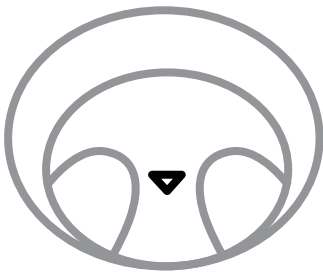
Step 1: Draw an oval.



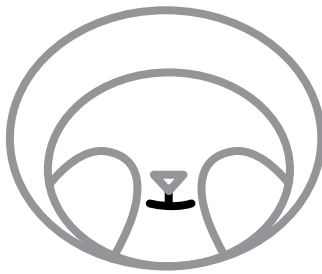
Step 2: Draw a smaller oval for the face.



Step 3: Draw two eye patches.




Step 4: Draw a triangle for the nose.




Step 5: Add the mouth lines.



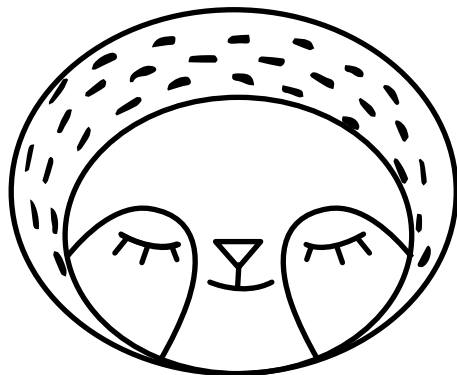
Step 6: Draw two curved lines for eyes.



Step 7: Add some eyelashes.



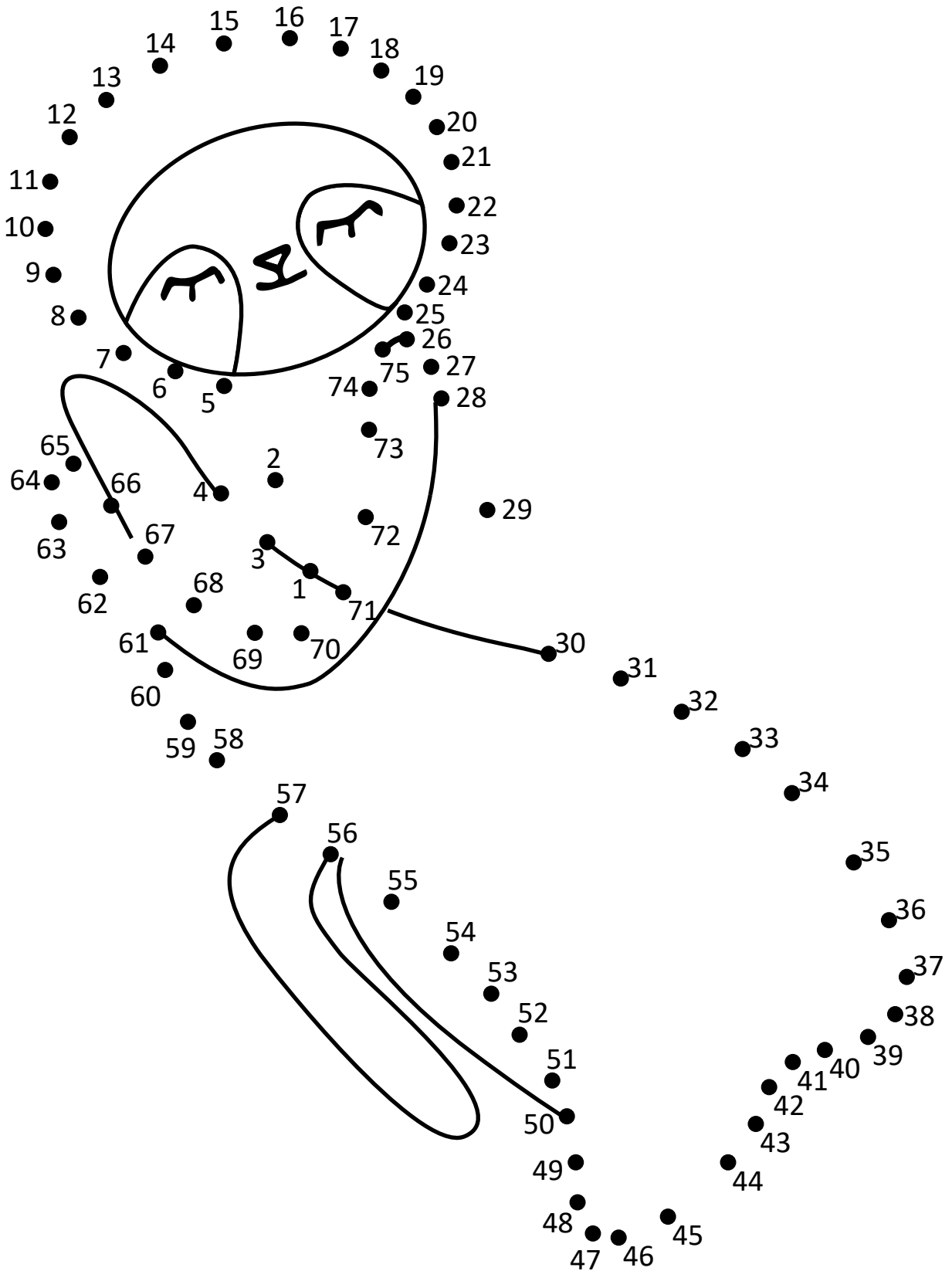
Step 8: Add some lines for fur.



You did it!


Dot to Dot

Follow the dots in order to find the character.



Color By Number

Who's hiding in this picture? Use the key below to color the image and find out!



1. Dark Blue

2. Yellow

3. White

4. Light Blue

5. Light Brown

6. Tan

7. Light Purple


8. Light Pink

9. Light Green

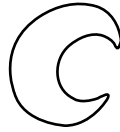
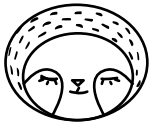
10. Gray

Counting






Help Slumber Sloth count!




Count each type of item in the box, and then write the number here:



Color in the rectangles to show how many of each item you found.

4					
3					
2					
1					
					


Advanced Coloring



Take a deep breath with
Slumber Sloth.



What is Slumber Sloth dreaming?
Draw in your dream.



Alphabet Tracing

Practice writing the alphabet by tracing each of the letters below.

aaaaa bbbbb

ccccc ddddd

eeeeee ffffff

ggggg hhhhh iiiii

jjjjj kkkkk lllll

mmmmm nnnnn

Alphabet Tracing

Practice writing the alphabet by tracing each of the letters below.

o o o o p p p p

q q q q r r r r

s s s s t t t t

u u u u v v v v

w w w w x x x x

y y y y z z z z

Alphabet Tracing

Practice writing the alphabet by tracing each of the letters, then write it yourself in the empty space.

a b c d

e f g h


i j k l

m n o p

q r s t

u v w x

y z



slumberkins®






slumberkins®

Letter Tracing

Trace the letters of each of the characters below. Then try to write the word by yourself.




Narwhal

Narwhal



Alpaca

Alpaca



Bigfoot

Bigfoot

Letter Tracing

Trace the letters of each of the characters below. Then try to write the word by yourself.




Unicorn

Unicorn



Yeti

Yeti



Hammerhead

Hammerhead

Matching

Match each face with the feeling it shows.



WORRIED

CALM

MAD

TIRED

HAPPY

Matching

Match each face with the feeling it shows.



SAD

SILLY

SHY

SCARED

EXCITED

Word Search

Find all of your favorite Slumberkins characters in the word search below! Words can be found across, up & down, and diagonally. You can cross the names off of the list as you find them to help stay on track.

ALPACA
BIGFOOT
FOX

HAMMERHEAD
HONEYBEAR
NARWHAL

SLUMBERSLOTH
SPRITE
THEFEELS

UNICORN
YETI

N A R W H A L S D E P R A N U
J E S B A L P A C A X H C W T
O G U R M H V M N L W O O T D
T B H N M U A I B I G H R M P
X W P C E N C E Y F T O O C E
R D S P R I T E C O R N T I E
A O L N H W L S L X M E W P R
I T U E E T M S C E P Y E T I
N H B I A Y R I H U X B Q I Y
P E L Z D E A R G L N E C E S
S F Y O B I G F O O T A S K U
D E S M W N P U S U V R I T D
T E U N I C O R N P R O B W N
M L R A Q M I M V E L E A V T
S S X E O C U B H Y O S Z N E