

Cool Quilt Tools

To Prepare4Perfect Piecing

Square Up, Cut & Sew Accurately!



 GUIDELINESTM
4 Quilting

Prepare4Perfect Piecing

www.GL4Q.com

All the products by
Guidelines4Quilting



Square Up Accurately

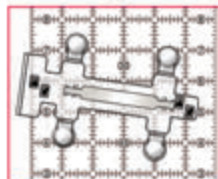
Quilt Ruler Connector



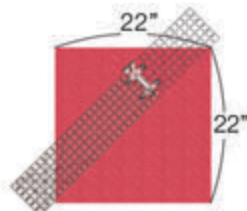
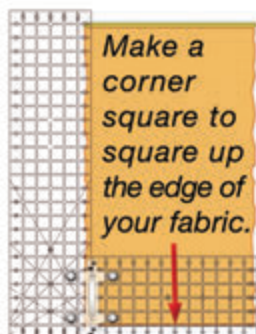
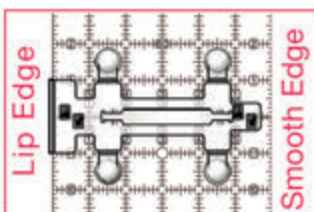
\$11.95

Item# QR-CNX


Use as a handle
on a single ruler.



Built-in Lip Edge
& Alignment Tabs
make it easy to
accurately align &
connect rulers that
are the same width.



Make a 3-foot
ruler for bias
binding strips.



Connect two easy-to-
carry 6"x12" rulers
into a 24" ruler or
12" square.

Both Connectors Include Handles.

Handle & Connector

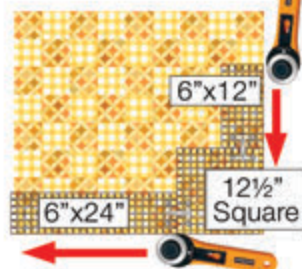


\$9.95

Item# QR-HNC

Make lifting
& lining up
easier

Connect rulers of
different widths to
square up quilts.



No lip edge is better when connecting
rulers that are different widths.

Quilt Ruler Upgrade Kit

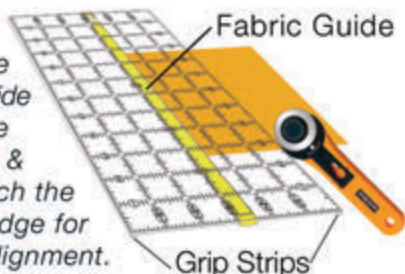


\$32.95

Item# QR-UPKT

Mistake-proof & slip-proof the 12" and 24" quilt rulers you already have. (Also works on 12½" & 24½" rulers.)

Clip-on & slide the Fabric Guide to the line you want & it will catch the fabric's edge for perfect alignment.



Includes:

- 6 crystal clear Grip Strips
- 2 Fabric Guides for 12" and 24" rulers (Built-in super tough stretchy bands ensure the Guides line up straight)
- 2 Guide Lock Strips for your 24" ruler

Grip Strips



\$9.95

Item# QR-GS

Slip-proof all your rulers & templates.

Without Grip Strips:




With Grip Strips:



Crystal Clear Grip Strips slide easily over your fabric when lining up, but just a little pressure locks your ruler in place while cutting.

Cut or bend to fit any size or shape.



Sew Accurately

Super Easy Seam Guide Setter



\$14.95
Item# SE-SGS

Align a peel & stick Seam Guide at an accurate Scant $\frac{1}{4}$ " on any machine.



- Seam Guide Setter
- Six Seam Guides



It's **Super Easy** to put a Guide in the slot. Hook it on your needle and press the Guide down in place.

Stop Sewing Accurately

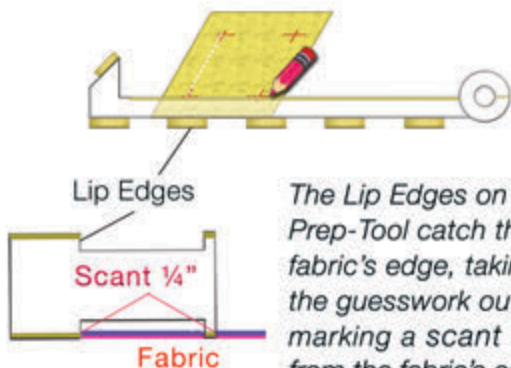
Prep-Tool



\$11.95
Item# GL-PT

- Mark Scant $\frac{1}{4}$ "
- Trim Triangles

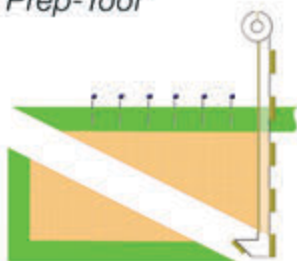
Patterns often tell you to stop a $\frac{1}{4}$ " from the edge. What they mean is to stop right at your seam line, which is actually a scant $\frac{1}{4}$ " from the fabric's edge.



The Lip Edges on the Prep-Tool catch the fabric's edge, taking the guesswork out of marking a scant $\frac{1}{4}$ " from the fabric's edge.

Mark the stopping point with the Prep-Tool for sharp Mitered Corners.

For sharp Mitered Binding Corners:
The secret is to stop right at the seam line.

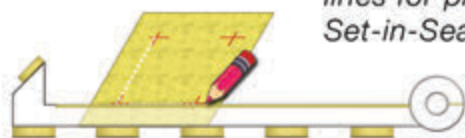


Start & Stop for Set-In-Seams

Knowing exactly where to start & stop sewing is the secret for blocks like these.

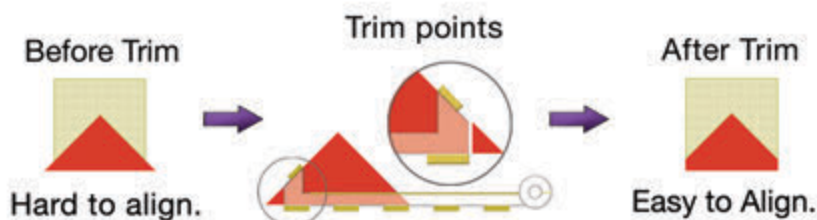


Accurately mark seam lines for precise Set-in-Seams.



Line Up Accurately

Sometimes, pre-trimming triangle points takes the guesswork out of lining pieces up accurately.



Combos for Regular Rulers

Check out our set discounts at GL4Q.com

Perfect4Pattern Set with Free Seam Guides



\$59.85

FREE GIFT
included



\$4.99 value

3 Steps to get great results
when following patterns:

- Square Up Accurately.
- Cut Accurately.
- Sew Accurately.

- Quilt Ruler Connector
- Quilt Ruler Upgrade Kit
- Super Easy Seam Guide Setter

Cut & Sew Accurately Combo



\$47.90

Square Up & Keep It Square Combo



\$44.90

Cut Fast & Accurate Combo



\$42.90

Super Easy Square Up Combo



\$21.90

Upgrade Kit + Grip Strips



\$42.90

Ruler Control Combo



\$19.90

Guidelines 6"x12" Ruler



\$34.95
Item# GL-612

Designed to cut fabric faster & accurately

- Slip-Proofed with built-in Grip Strips
- Adjustable Fabric Guide catches the fabric's edge for instant alignment.
- Connectable in three ways
- Removable Finger Guard
- Made of Unbreakable polycarbonate
- Angle Line Marker to mark angle lines

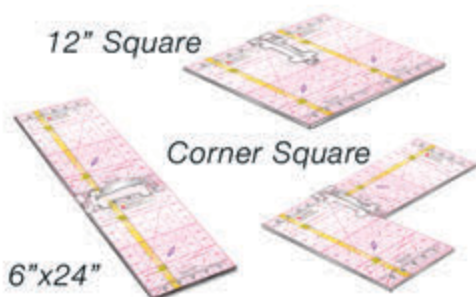


Guidelines Ruler Connector



\$11.95
Item# GL-CNX

Connects Guidelines 6"x12" rulers side-by-side, end-to-end or as a corner square.



Connects by inserting 4 tabs on the connector into the holes in the Ruler.

Guidelines Ruler Set Options

Check out our set discounts at GL4Q.com


2-Ruler Set



\$81.85

Connectable in 3 ways

12" Square



6"x24"



Corner Square



3-Ruler Set



\$128.75

Square up
the super
easy way.

3-foot ruler



Perfect4Pattern Sets

Every set includes a Super Easy Seam Guide Setter and a free gift (6-Pack Seam Guides \$4.99 value).



FREE GIFT
(\$4.99 value)



1-Ruler Set



+ Free Gift

\$49.90

2-Ruler Set



+ Free Gift

\$96.80

3-Ruler Set



+ Free Gift

\$143.70

*Make all these blocks any size you want,
using just one simple finished size measurement.*



Seam Allowance Additions

automatically add complicated seam allowance measurements for squares, HSTs and QSTS on the edge of your rulers.

Seam Allowance Additions Guidelines Ruler Version



\$29.95

Item# GL-SAA

Seam Allowance Additions Regular Ruler Version

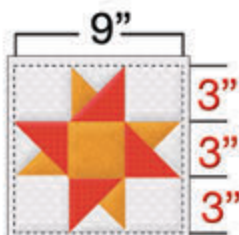


\$29.95

Item# QR-SAA

Finished Size Quilting

Make a 9-patch block finish at 9 inches, using just the 3-inch line on your ruler.



Color-Coded Breakdown



1. Set the **Fabric Guide** to the 3" **Finished Size**.



Seam Allowance Additions



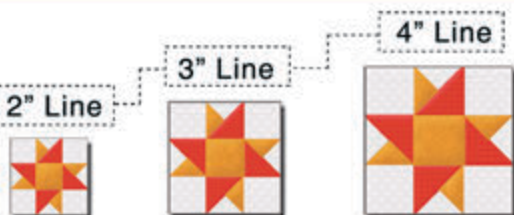
2. Follow the Color-Coded Breakdown & attach the purple for Squares, green for HSTs, and red for QSTs.



An exact $\frac{1}{4}$ " is automatically added around each piece.



Simply line the fabric up to the



To make: 6" Blocks

9" Blocks

12" Blocks

Finished-Size Quilting Sets

Check out our set discounts at GL4Q.com

Guidelines Ruler FSQ Sets

1-Ruler FSQ Set



- 6"x12" Guidelines Ruler
- Seam Allowance Additions
- Prep-Tool
- Super Easy Seam Guide Setter

\$91.80

2-Ruler FSQ Set



- 2 Guidelines Rulers
- Guidelines Ruler Connector
- 2 Sets of SAAs
- Prep-Tool
- Super Easy Seam Guide Setter

\$168.65

Regular Ruler FSQ Sets

For 12" Rulers



- Quilt Ruler Upgrade Kit
- Grip Strips
- Quilt Ruler Connector
- Prep-Tool
- 1 Set of SAAs
- Super Easy Seam Guide Setter

\$111.70

For 12" & 24" Rulers



- Quilt Ruler Upgrade Kit
- Grip Strips
- Quilt Ruler Connector
- Prep-Tool
- 2 Set of SAAs
- Super Easy Seam Guide Setter

\$141.65

More Cool Tools

6-Pack Seam Guides



\$4.99

Seam Allowance Addition for HSTs



\$11.95

Seam Allowance Addition for QSTs



\$14.95

Finger Guards for Regular Rulers (11 $\frac{3}{4}$ " long 2 per pack)



\$14.95

Bohin Pencil with Gray & White Refills



\$20.90

Gray or White Refills for Bohin Pencil



\$8.20

Clover Fork Pins (35 per pack)



\$10.00

Spare Fabric Guides for the Upgrade Kit



\$7.95

\$14.95

Spare Guide Lock Strips for the Upgrade Kit



\$2.99

Email: info@Guidelines4Quilting.com

Phone: 949.837.1494 (9am-5pm PST)



Sign up for our eNewsletters for specials, giveaways & much more!



Follow us on Facebook

www.GL4Q.com